

## Accessing the Newborn Bloodspot Screening Wales E-learning modules via Learning@wales.

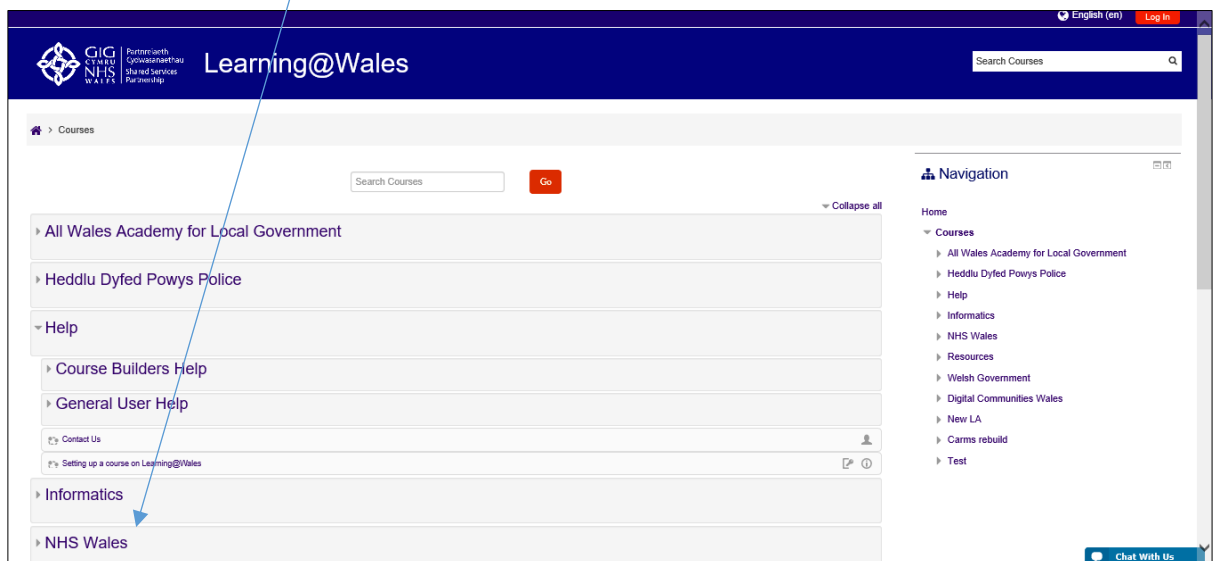
Newborn Bloodspot Screening Wales has developed the following e-learning packages which can be accessed via Learning@wales by students or those with a University email

- Introduction to Newborn Bloodspot
- Taking a Good Quality Bloodspot

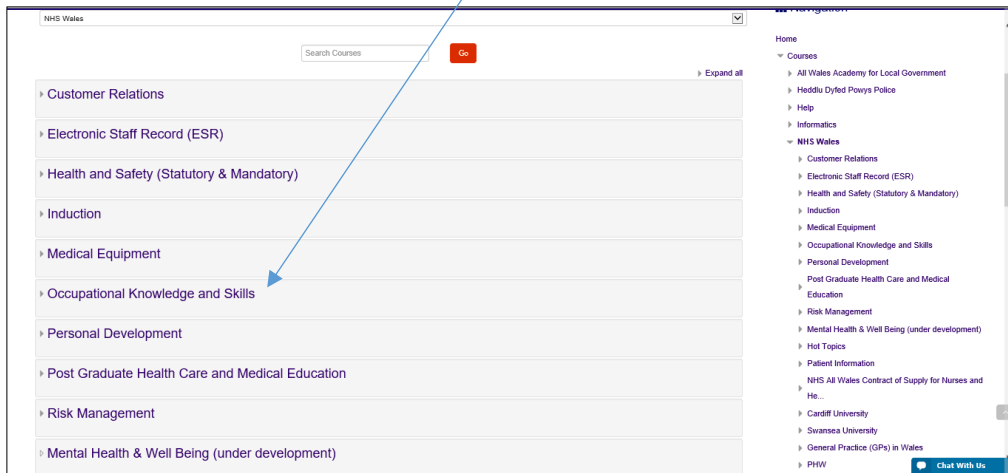
1. To access the e-learning packages go to <https://learning.wales.nhs.uk/>
2. Click courses on the right hand side



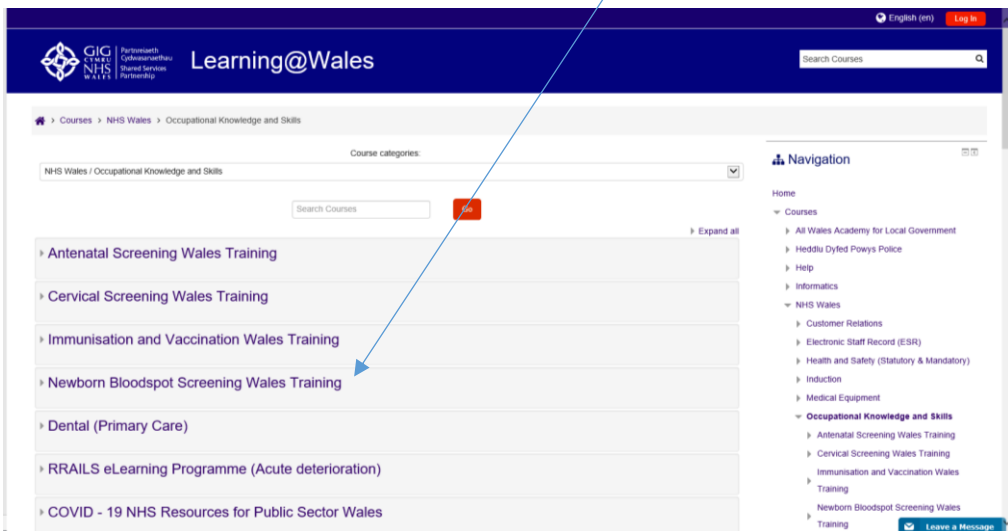
3. Select NHS Wales



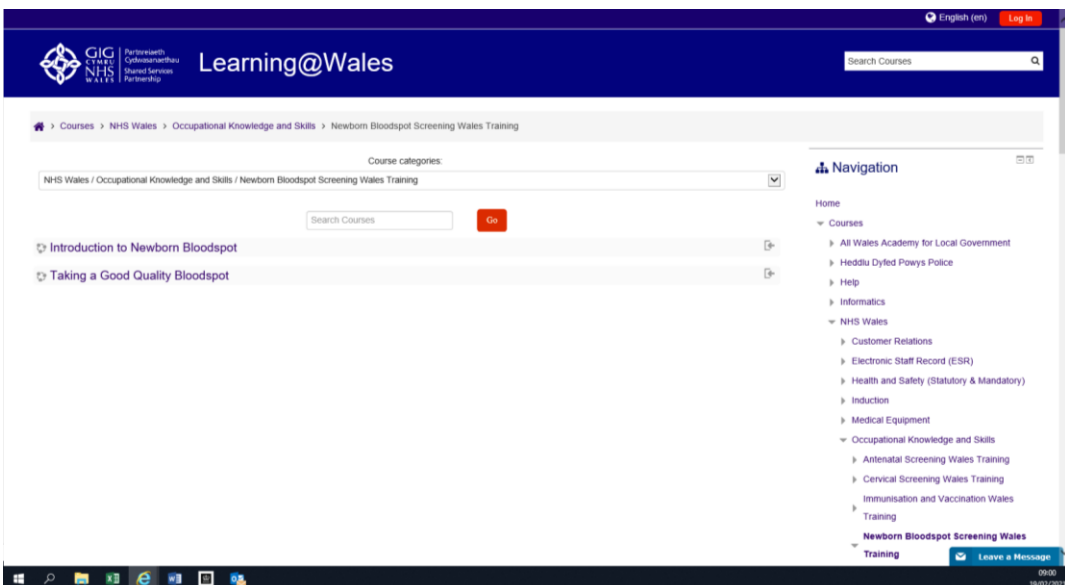
#### 4. Select Occupational Knowledge and Skills



#### 5. Choose Newborn Bloodspot Screening Wales training



#### 6. Choose the course you wish to undertake



## 6. Students will need to self-register at this point to access the course

The screenshot shows the Learning@Wales interface. At the top left, there are logos for CIG, NHS, and a Partnership logo. The text 'Partners with Specialist Shared Services Partnership' is visible. The main header is 'Learning@Wales' with a search bar on the right containing 'Search Courses' and a magnifying glass icon. In the top right corner, there are links for 'English (en)' and 'Log in'.

**Log in**

Username

Password

Remember username

[Log in](#)

[Forgotten your username or password?](#)

Cookies must be enabled in your browser [?](#)

Some courses may allow guest access

[Log in as a guest](#)

**Is this your first time here?**

If you are working within public sector Organisations in Wales, e.g. University or Schools use this section to self register.

Please note: if you are from GP practice with an [wales.nhs.uk](mailto:wales.nhs.uk) email address, you can self register. NHS Wales employees cannot self register (with the only exception for the identified users of the COVID-19 pilot) and should contact their local Learning Leads.

If you are unable to self register please contact the support team who will be able to assist you by email: [elarning@wales.nhs.uk](mailto:elarning@wales.nhs.uk), live chat (icon at the bottom of this page) or call 01443 848636.

1. Fill out the New Account form with your details.
2. An email will be immediately sent to your email address (this may go to your junk email box)
3. Read your email, and click on the web link it contains.
4. Your account will be confirmed and you will be logged in.
5. Now, select the course you want to participate in.
6. If you are prompted for an "enrolment key" - use the one that is listed or has been given to you. This will "enrol" you in the course.
7. You can now access the full course. From now on you will only need to enter your personal username and password (in the form on this page) to log in and access any course you have enrolled in.

[Create new account](#)