



GIG
CYMRU
NHS
WALES

Iechyd Cyhoeddus
Cymru
Public Health
Wales

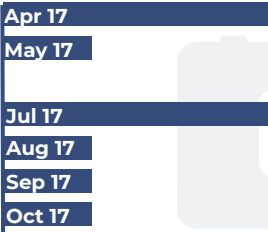
Cwm Taf UHB

MRSA bacteraemia surveillance

2017/18 FY

financial year (FY) update

Count



10 cases

+4 compared to 2016/17 FY

-10 compared to 2010/11 FY

Rate

3.35 per 100,000 population

+67% compared to 2016/17 FY

-51% compared to 2010/11 FY

per 100,000 population

per 1,000 hospital admissions

0.18 per 1,000 hospital admissions

+62% compared to 2016/17 FY

-53% compared to 2010/11 FY

Location of diagnosis

Acute hospital 90%

Community hospital 10%

Other location 0%

GP practice 0%

Not specified 0%

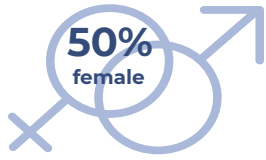
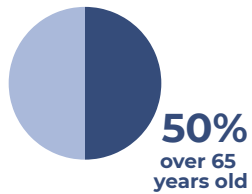
70% Inpatient

Inpatient rate/ 1,000 hospital admissions 0.12

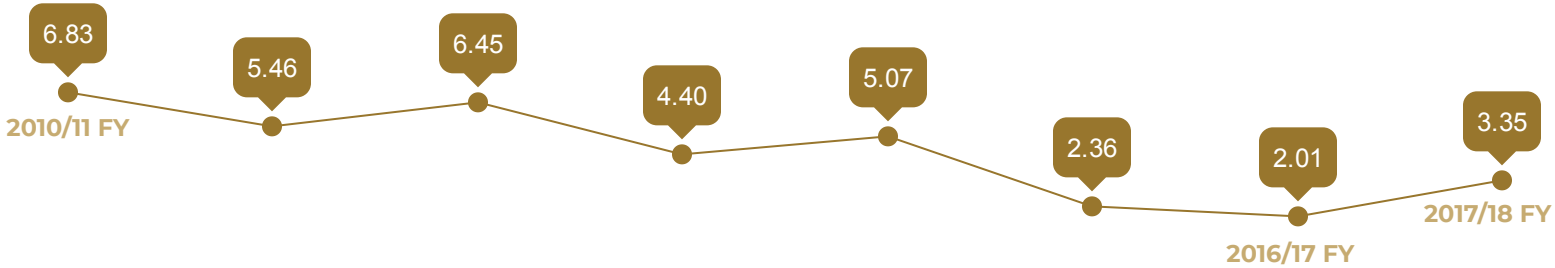
Proportion of inpatient cases by FY

85% 2010/11 FY

70% 2017/18 FY



Rate per 100,000 population by FY



Prince Charles Hospital



Rate 0.20 per 1,000 hospital admissions

80% Inpatient

Inpatient rate/ 1,000 hospital admissions 0.16

Royal Glamorgan Hospital



Rate 0.14 per 1,000 hospital admissions

50% Inpatient

Inpatient rate/ 1,000 hospital admissions 0.07

Rate per 1,000 admissions by acute hospital

