



Set up Microsoft Teams for your mobile device

Note: Please ensure you have already configured multi-factor authentication for your account.

(Android users only) You will be asked to install the **Intune Company Portal** app also from the Play Store. This application just needs to be on the device and doesn't require any configuration.

Download Teams from the App Store or Play Store and then open it.

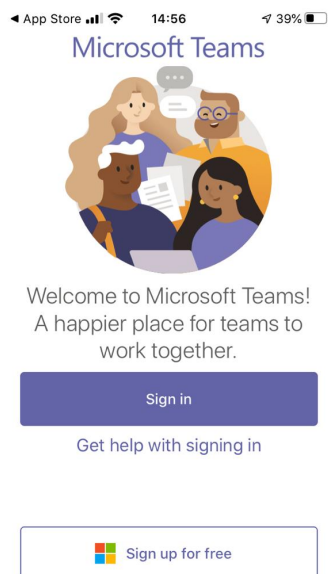
Microsoft Teams



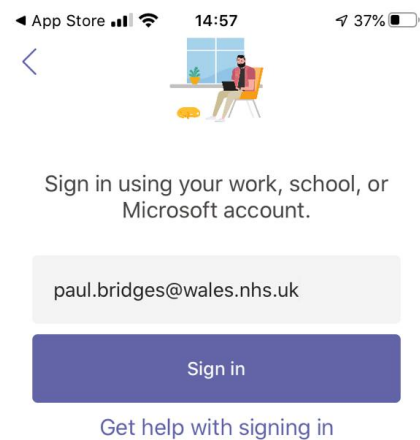
Android Only Intune Company Portal App




Select **Sign in**



Enter your email address and Select **Sign in**



Select **Work or school account** if prompted




Enter your NADEX password and Select **Sign in**

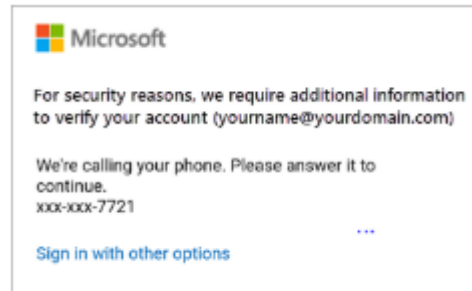


Verify your identity using the Microsoft Authenticator App or text message depending on how you previously configured multi-factor authentication.

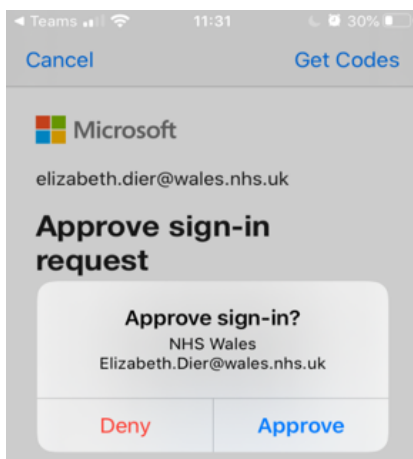
Authenticator App



Text Message



Approve sign-in request on you Authenticator App:



Accept any prompts for permission you may receive you will then be connected to you Teams account.

You will be prompted to create a PIN passcode to protect the Apps on your device (**Enter your PIN**) or use FaceID.

Email

If your mailbox has been migrated to Office365 you can follow the same process for accessing Outlook email on your mobile device.

