

RSV Vaccination Report: December 2025

Background

Vaccination programmes against Respiratory Syncytial Virus (RSV) began in Wales in September 2024¹. There are two routine programmes, one offering vaccination to older adults as they reach their 75th birthday and the other offering vaccination to pregnant women from 28 weeks gestation (in order to provide passive protection to babies from birth).

Older adults should be offered the RSV vaccination within 12 weeks of their 75th birthday. Pregnant women should be offered RSV vaccination at 28 weeks gestation, but remain eligible for vaccination until discharge from midwifery services.

A catch-up campaign for those aged 75 to 79 as at 01/09/2024 began in February 2025. This one off catch-up campaign has been amended so that those aged 75 to 79 as at 01/09/2024 will remain eligible indefinitely.²

RSV is a common cause of acute respiratory infections in Wales during the autumn and winter months and burden of infection and severe outcomes is highest in infants, young children and older adults. Surveillance data for RSV infections are summarised each week in the Public Health Wales Weekly Influenza and Acute Respiratory Infection Report: <https://phw.nhs.wales/topics/immunisation-and-vaccines/flu vaccine/weekly-influenza-and-acute-respiratory-infection-report>

Data sources and methods

Vaccination data for older adults are sourced from the Wales Immunisation System (WIS), uptake is calculated for adults living and Wales resident as at 22/12/2025.

Uptake in currently pregnant women is estimated using data from the Wales Maternity Indicators Initial Assessment Dataset, linked to WIS vaccination status data. The Wales Maternity Indicators Initial Assessment Dataset does not currently include records for women in Betsi Cadwaladr University Health Board Area, so uptake is estimated based on data for women resident in the other six health board areas of Wales. Point estimates and 95% confidence intervals are presented in Table 2.1.1.

Uptake in women giving birth during the most recent month is calculated using data in the Wales Maternity Indicators Delivery Dataset, linked to WIS vaccination status data. The Wales Maternity Indicators Delivery Dataset contains data for women residing in all health board areas and uptake is calculated for women with delivery dates during the most recent month.

¹Welsh Government, June 2024: Introduction of the RSV Vaccination Programme 2024 (WHC/2024/032): <https://www.gov.wales/introduction-rsv-vaccination-programme-2024-whc2024032-html>

²[https://www2.nphs.wales.nhs.uk/contacts.nsf/HealthAlerts/F417065C7886536180258CE7005833D1/\\$file/20250725%20-%20CMO%20Alert%20-%20RSV%20Vaccine%202025-english%20\(Final\).pdf](https://www2.nphs.wales.nhs.uk/contacts.nsf/HealthAlerts/F417065C7886536180258CE7005833D1/$file/20250725%20-%20CMO%20Alert%20-%20RSV%20Vaccine%202025-english%20(Final).pdf)

Key points

As at 22/12/2025, uptake of RSV vaccination in eligible people in Wales was:

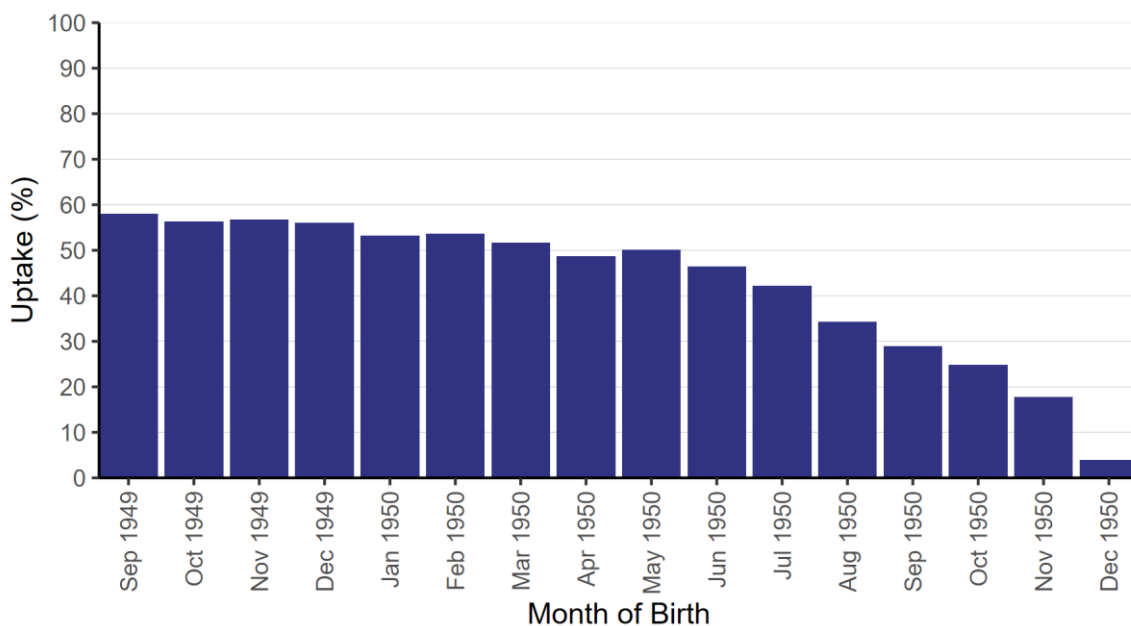
- 49.7% for currently pregnant women
- 57.5% for women giving birth during November 2025
- 50.6% for older adults reaching 75 years of age in September 2024 to August 2025 (first year routine cohort)
- 17.8% for older adults reaching 75 years of age in November 2025 (second year routine cohort)
- 64.5% for older adults aged 75 to 79 as at 01/09/2024 (catch-up cohort)

1.0 RSV vaccination uptake in older adults

Individuals become eligible for RSV vaccination on their 75th birthday, therefore not everyone included in the denominator for the routine cohort would be eligible as at the time of the report.

1.1 Routine cohort (Adults reaching 75 years of age after 1st Sep 2024)

Figure 1.1.1. Uptake of RSV immunisation in resident population by month of birth.



Data as of 2025-12-22

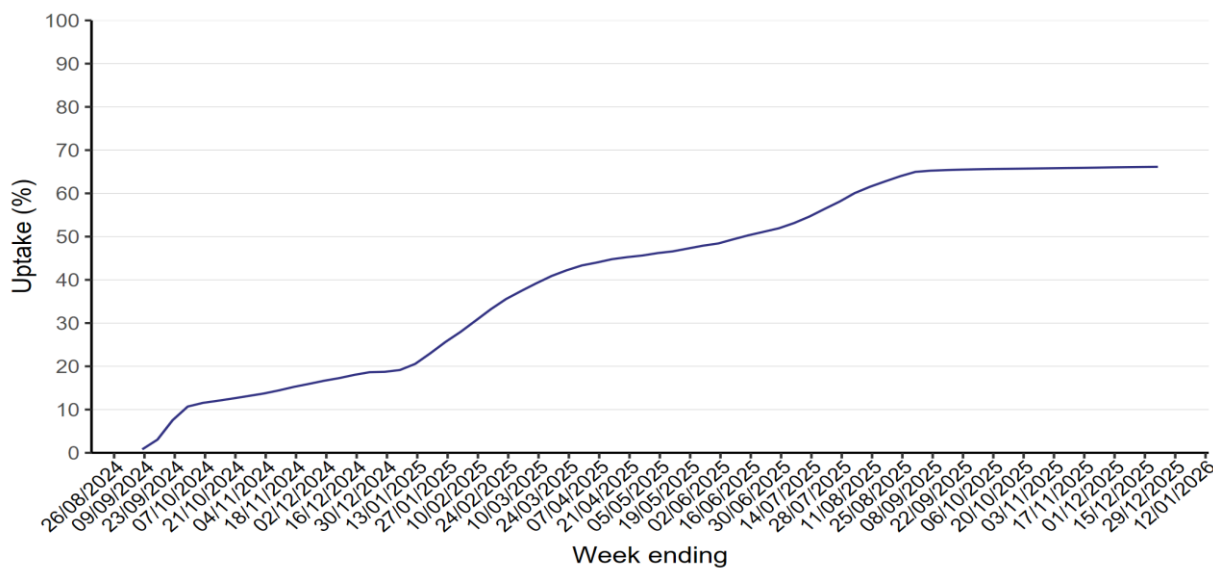


Table 1.1.1. Uptake of RSV immunisation in resident population by month of birth.

Month of Birth	Denominator	Vaccinated	Uptake (%)
Sep 1949	2,792	1,619	57.99
Oct 1949	2,797	1,575	56.31
Nov 1949	2,543	1,445	56.82
Dec 1949	2,672	1,498	56.06
Jan 1950	2,848	1,518	53.30
Feb 1950	2,581	1,384	53.62
Mar 1950	3,164	1,633	51.61
Apr 1950	2,929	1,425	48.65
May 1950	2,968	1,488	50.13
Jun 1950	2,756	1,281	46.48
Jul 1950	2,745	1,157	42.15
Aug 1950	2,608	894	34.28
Sep 1950	2,700	780	28.89
Oct 1950	2,651	660	24.90
Nov 1950	2,499	445	17.81
Dec 1950	2,610	102	3.91

1.2 Catch-up cohort (75 to 79 as at 1st September 2024)

Figure 1.2.1. Weekly trends in uptake of RSV immunisation in resident population aged 75 to 79y as at 1st September 2024.



Data as of 2025-12-22

2.0 RSV Vaccination Uptake in Pregnant Women

2.1 Estimates for currently pregnant women

These figures have been included for the purpose of estimating current vaccination uptake. The date for end of pregnancy is calculated using gestational age at initial assessment. It is not known whether a pregnancy has ended early. The Maternity Indicators Initial Assessment Dataset does not include records from Betsi Cadwaladr UHB. Vaccination data (as at 22/12/2025) are sourced from the Welsh Immunisation System (WIS) and joined to maternity datasets using mother's NHS number. Data include women who are resident in, and treated in Wales. Data are excluded for 312 women from the initial assessment dataset who could not be matched to WIS.

Figure 2.1.1: Estimated coverage of RSV vaccination as at 22/12/2025, for pregnant women of 28 weeks gestation or more; Wales (Excluding women in Betsi Cadwaladr UHB who have not reached term).

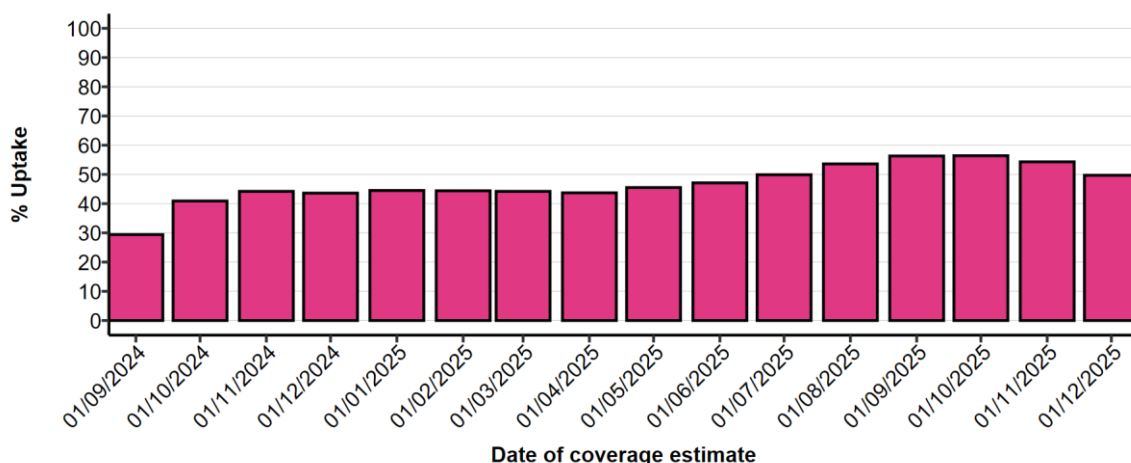


Table 2.1.1: Estimated coverage of RSV vaccination as at 22/12/2025, for pregnant women of 28 weeks gestation or more; Wales (Excluding women in Betsi Cadwaladr UHB who have not reached term)

Women estimated to be pregnant as at	Estimated number of pregnant women >28 weeks gestation ¹	Uptake	
		n	% (CI)
01/12/2024	5,678	2,475	43.6 (42.3–44.9)
01/01/2025	5,854	2,606	44.5 (43.2–45.8)
01/02/2025	5,859	2,602	44.4 (43.1–45.7)
01/03/2025	5,851	2,588	44.2 (43.0–45.5)
01/04/2025	5,886	2,573	43.7 (42.4–45.0)
01/05/2025	5,999	2,732	45.5 (44.3–46.8)
01/06/2025	5,903	2,780	47.1 (45.8–48.4)
01/07/2025	5,866	2,926	49.9 (48.6–51.2)
01/08/2025	6,014	3,224	53.6 (52.3–54.9)
01/09/2025	5,990	3,374	56.3 (55.1–57.6)
01/10/2025	5,600	3,161	56.4 (55.1–57.7)
01/11/2025	5,151	2,798	54.3 (52.9–55.7)
01/12/2025	4,738	2,353	49.7 (48.2–51.1)

¹This data is based on women who have an initial assessment record for pregnancy. Whether a pregnancy has ended before term is not known, therefore some of these women may no longer have been pregnant at the date of coverage estimate. Initial assessment data is unavailable for Betsi Cadwaladr UHB, although women in this health board are added in to the dataset if they reach term. The number of women recorded as at least 28 weeks pregnant in the most recent months may increase in future reports as more women attend their initial assessment.

2.2 Coverage of RSV vaccination at the point of delivery

Data on women giving birth includes women recorded in the maternity indicators delivery dataset. These data provides a more robust measure of coverage in women who were pregnant and have delivered, but only include women whose pregnancies end with a delivery. These data include only women giving birth in Wales. Vaccination data (as at 22/12/2025) are sourced from the Welsh Immunisation System (WIS) and joined to maternity datasets using the mother's NHS number. Data exclude 304 women who had delivered but could not be matched to WIS.

Figure 2.2.1: Coverage of RSV vaccination for women giving birth 01/09/2024 to 30/11/2025, by month of delivery; Wales.

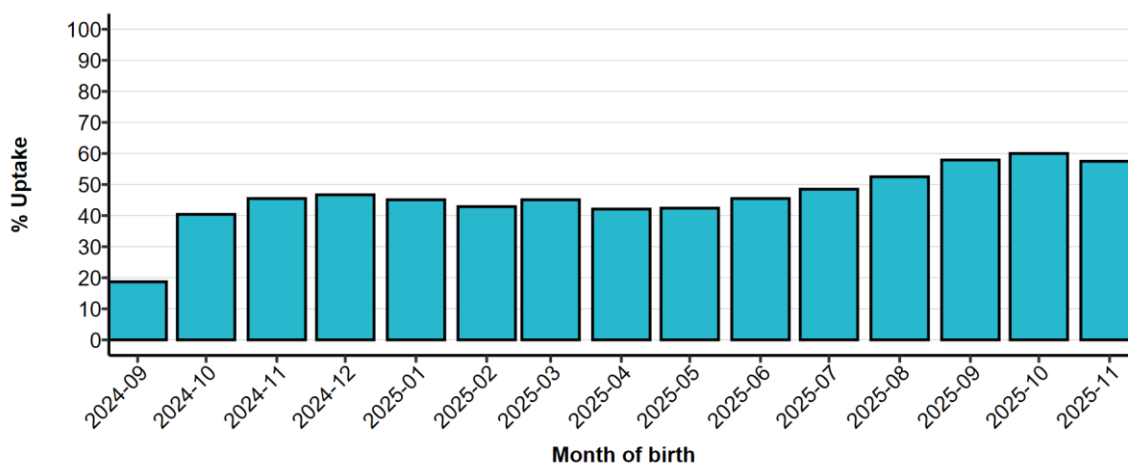


Table 2.2.1: Coverage of RSV vaccination for women giving birth in the past 12 months (01/12/2024 - 30/11/2025), by month of delivery; Wales.

Delivery month	Number of women delivering	Women vaccinated by their delivery date	
		n	%
2024-12	1,868	872	46.7
2025-01	1,937	873	45.1
2025-02	1,827	784	42.9
2025-03	1,910	862	45.1
2025-04	1,882	792	42.1
2025-05	2,001	849	42.4
2025-06	2,002	911	45.5
2025-07	2,079	1,008	48.5
2025-08	1,909	1,003	52.5
2025-09	2,042	1,183	57.9
2025-10	2,074	1,244	60.0
2025-11	1,721	989	57.5