

ESR - user guide

Flu vaccine information for health and social care staff in Wales 2024-25

If you have log in problems or any technical difficulties when accessing ESR please contact:

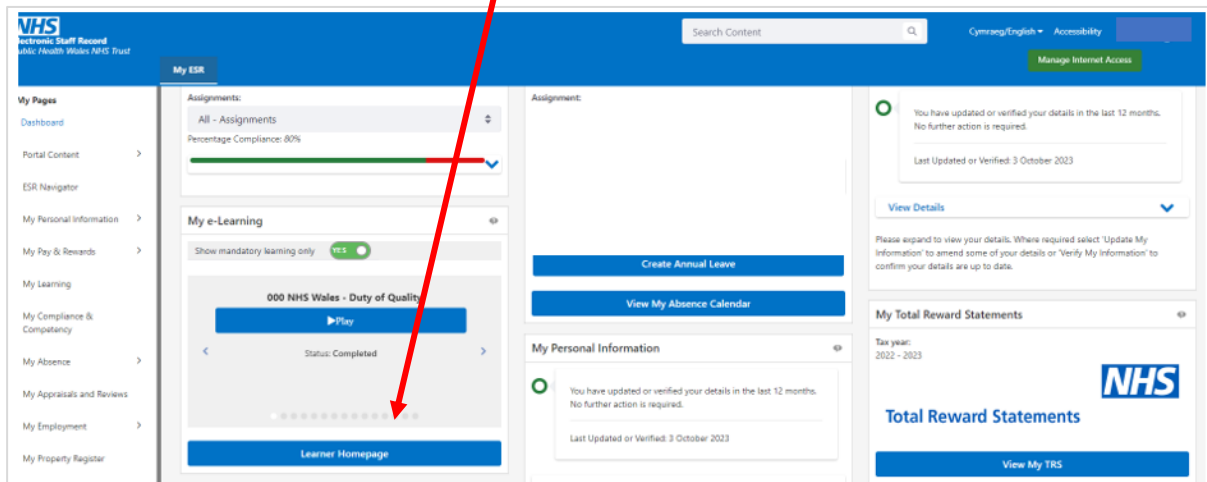
Email: eAteb@wales.nhs.uk

Phone: 02920 905444

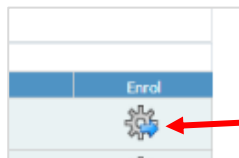
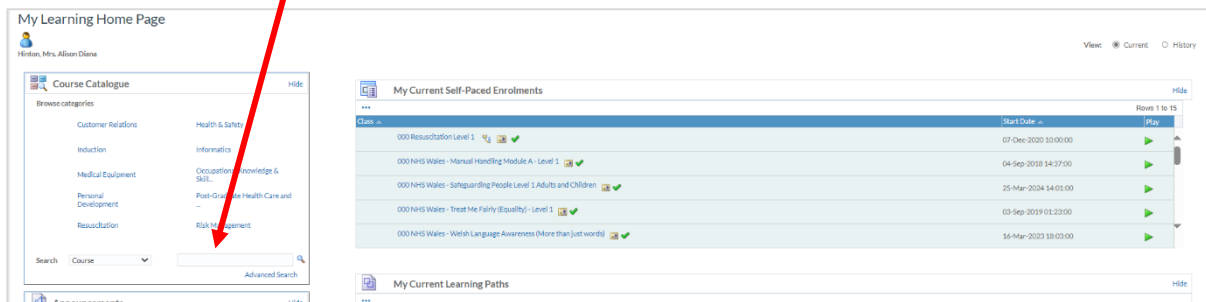
Opening hours: Monday - Friday 08.30 - 16.30.
(closed 12.00 - 14.00 on Wednesday's for essential staff training).

live chat can be accessed via the chat link on NWSSP Website: [eAteb - NHS Wales Shared Services Partnership](#)

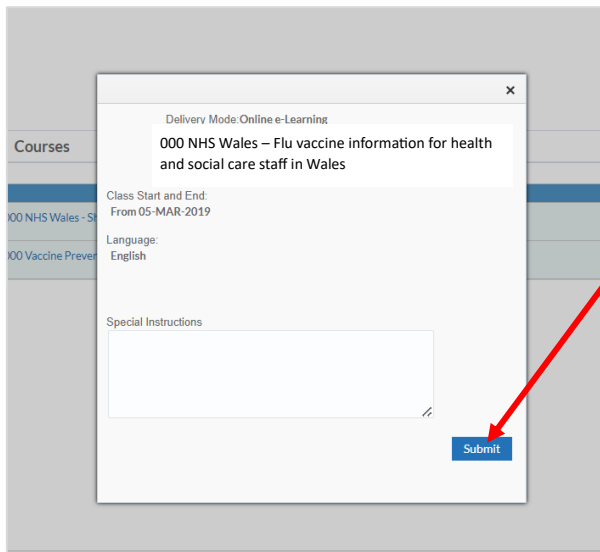
Login to ESR, and then click Learner Homepage



Type **000 NHS Wales - flu** in the search bar and click on the search icon

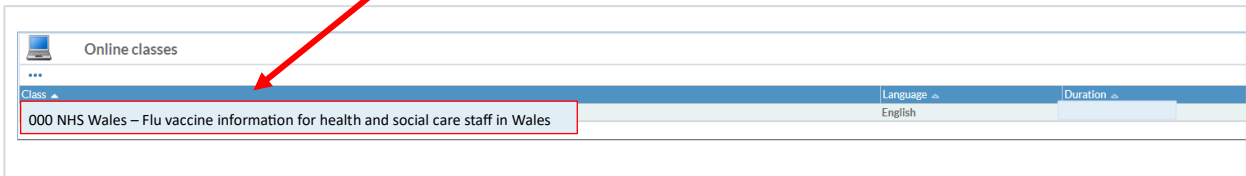


Click on the enrol icon
(Ensure you are enrolling on the module beginning with 000 NHS Wales)



Click on submit

Click on the module title.



Select play in the drop-down box and click go to start the module.

