

ESR - user guide Flu Clinical Update for Wales

If you have log in problems or any technical difficulties when accessing ESR please contact:

Email: eAteb@wales.nhs.uk

Phone: 02920 905444

Opening hours: Monday - Friday 08.30 - 16.30.
(closed 12.00 – 14.00 on Wednesday's for essential staff training).

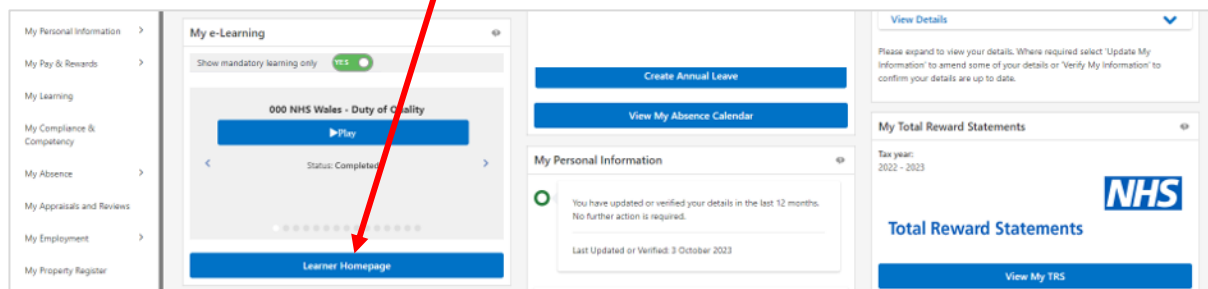
live chat can be accessed via the chat link on NWSSP Website: [eAteb - NHS Wales Shared Services Partnership](#)

[Click here](#) for a direct link to the module.

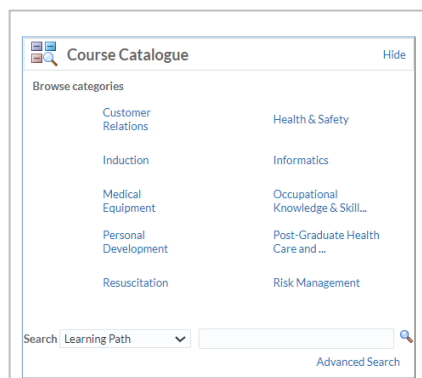
You will be prompted to log in before you can access the eLearning, then follow the instructions on [page 2](#).

Or follow these instructions on how to search for the eLearning on ESR.

Login to ESR, and then click Learner Homepage



Select 'learning path' from the drop-down box and search **flu clinical**



Click on subscribe
A pop-up box will appear to confirm the details of the module.
Click submit.



Please note: The Flu Clinical Update for Wales eLearning is made up of three modules:

Module 1: Core module - flu vaccination programme for 2025-26 season

Everyone needs to complete this core module. It outlines the key Welsh policy information that immunisers and those providing immunisation advice require for the 2025-26 flu season.

Once you have completed module 1 you can then complete the following modules. Only complete the modules that are appropriate for your role in immunisation:

Module 2: Adults flu vaccination module

Complete this module if your role includes advising on, and/or administering, flu vaccines to adults. It contains information specific to this age group.

Module 3: Children's flu vaccination module

Complete this module if your role includes advising on, and/or administering, flu vaccine to children. It contains information specific to this age group.




Click on the icon alongside the title of the module you wish to complete.

Please note: You will have to do this for each module that you would like to complete.

Go back to the Learner Homepage.

You will find the module under My Current Learning Paths.



Click on the play icon to start the module

