



Mae Brechu yn achub bywydau
Vaccination saves lives

Reconstitution of Comirnaty®▼ 3 micrograms/dose concentrate for dispersion for injection COVID-19 mRNA using Vanishpoint® syringes

Vaccine Preventable Disease Programme
Public Health Wales

May 2023

Acknowledgement

- These slides were produced by Rhys Oats - Lead Pharmacy Technician, Vaccination Programme Wales to support the use of the VanishPoint® combined needle and syringe product

Introduction



- The use of Vanishpoint® syringes for the reconstitution of Comirnaty® (Pfizer BioNTech) vaccinations requires a new procedure to be followed.
- Vanishpoint® syringes are self retracting: If the bottom of the plunger of the syringe touches the neck of the syringe barrel the mechanism is triggered and the needle will auto retract into the barrel of the syringe.

Reconstitution

Throughout the entire reconstitution procedure, the plunger of the syringe **MUST NOT** be pushed lower than the 0.5 ml mark of the barrel.



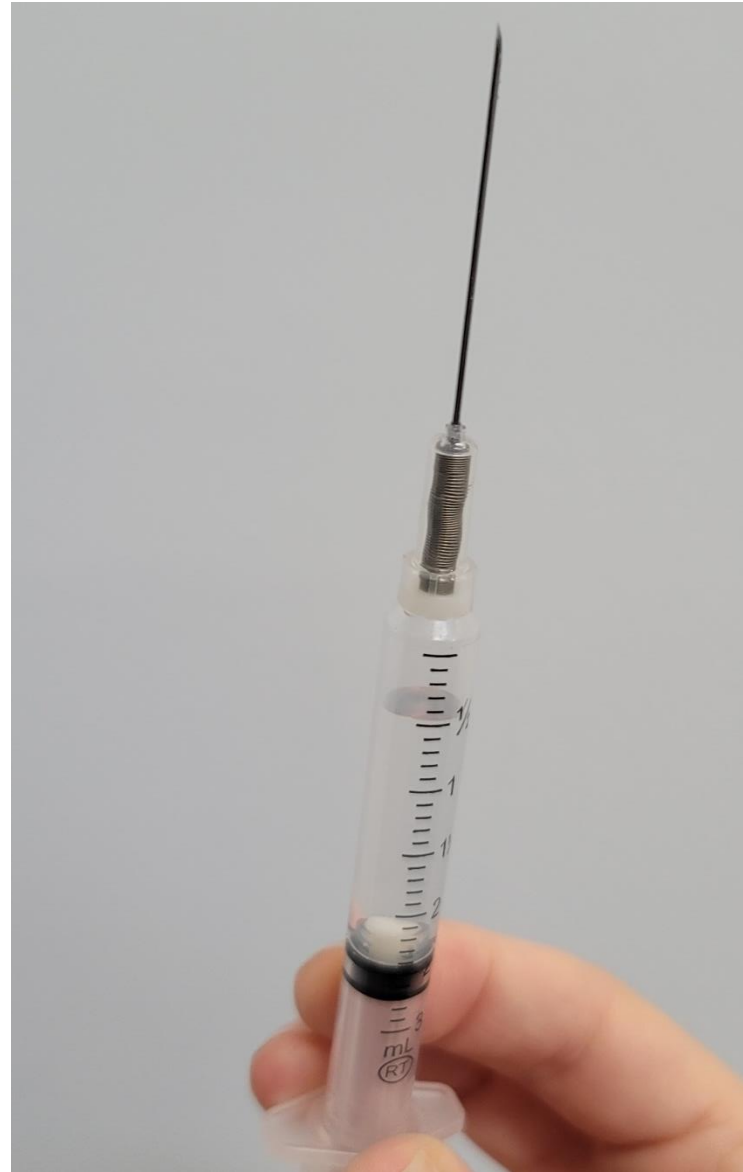



Starting with the plunger at 0.5ml draw up the required volume (2.2 mls) of saline.

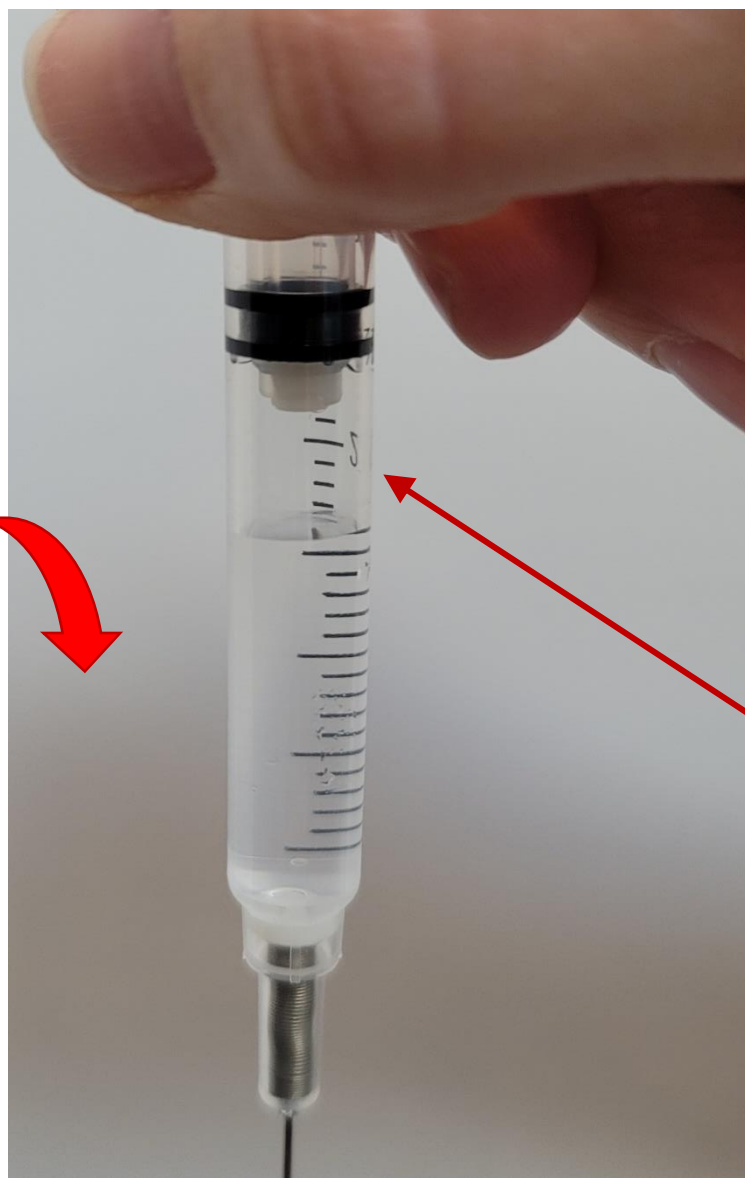
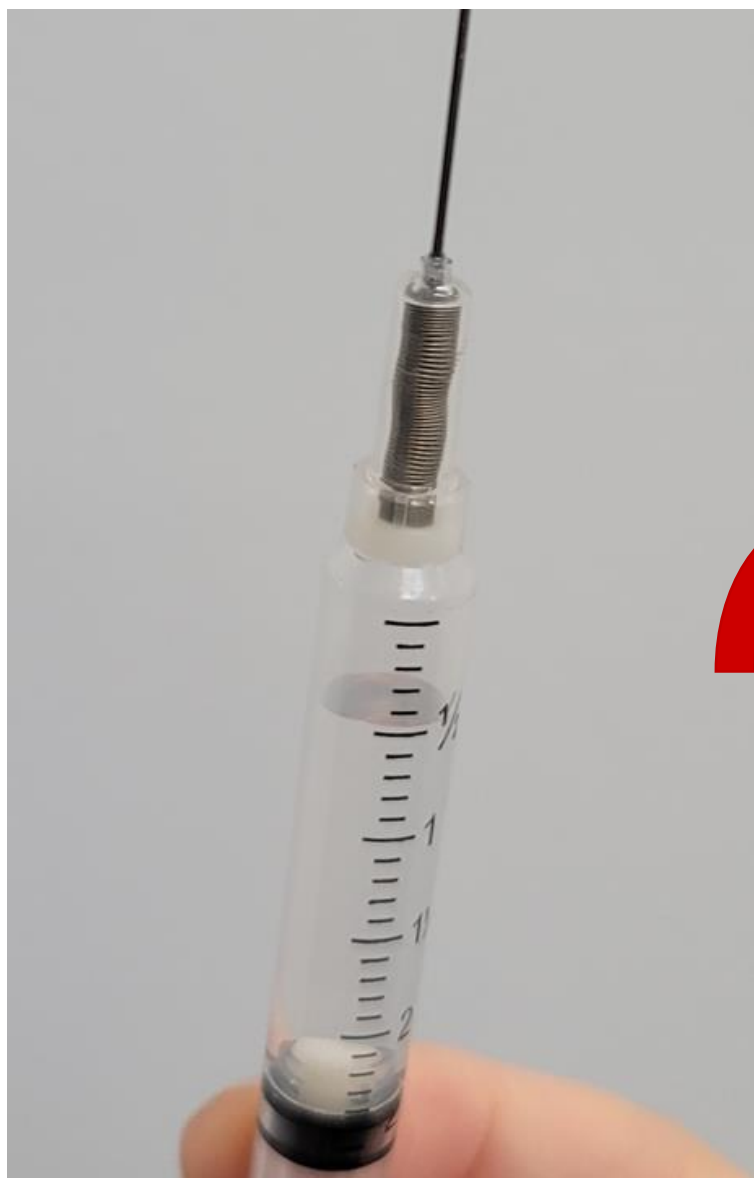
This will require the plunger to be withdrawn to more than 2.2mls.



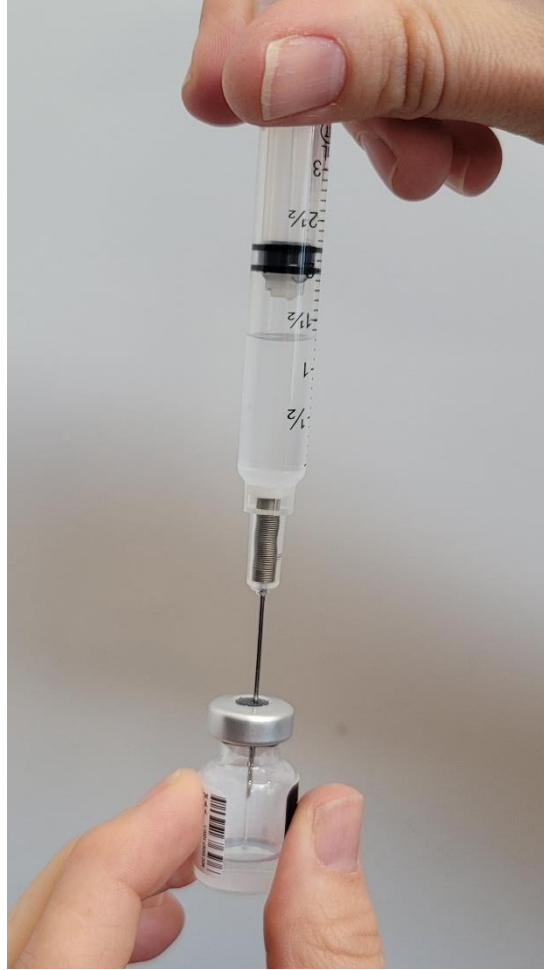
Invert the syringe and remove air and air bubbles. Obtain a volume check of 2.2mls of saline.



Add 0.5 mls of air
into the syringe on
top of the 2.2 mls of
saline.

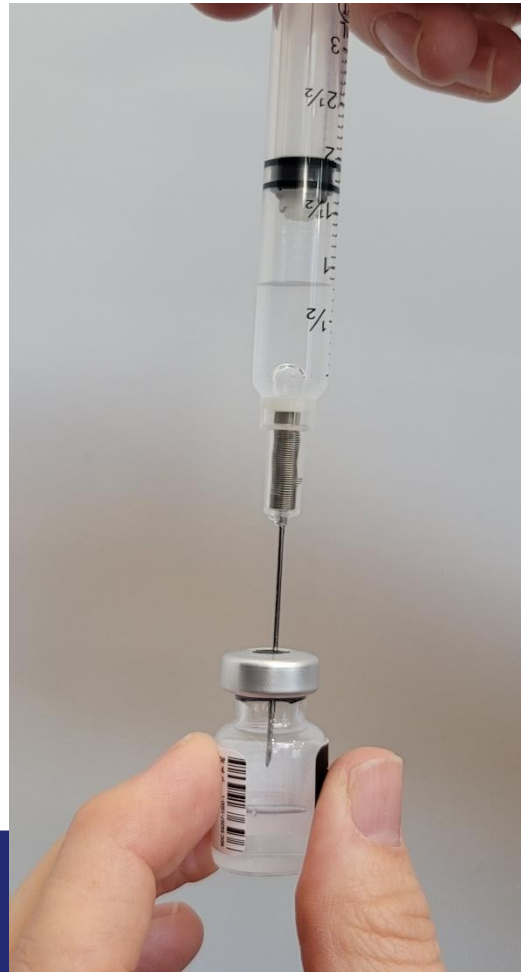


Invert the syringe so
the needle is
pointing downwards
creating an air
cushion between
the plunger and the
saline.




Insert needle into the vial and deliver saline into the vial ensuring needle stays in air in the vial **NOT** within solution.

Release plunger to equalise pressure (allow air back into syringe) as required.

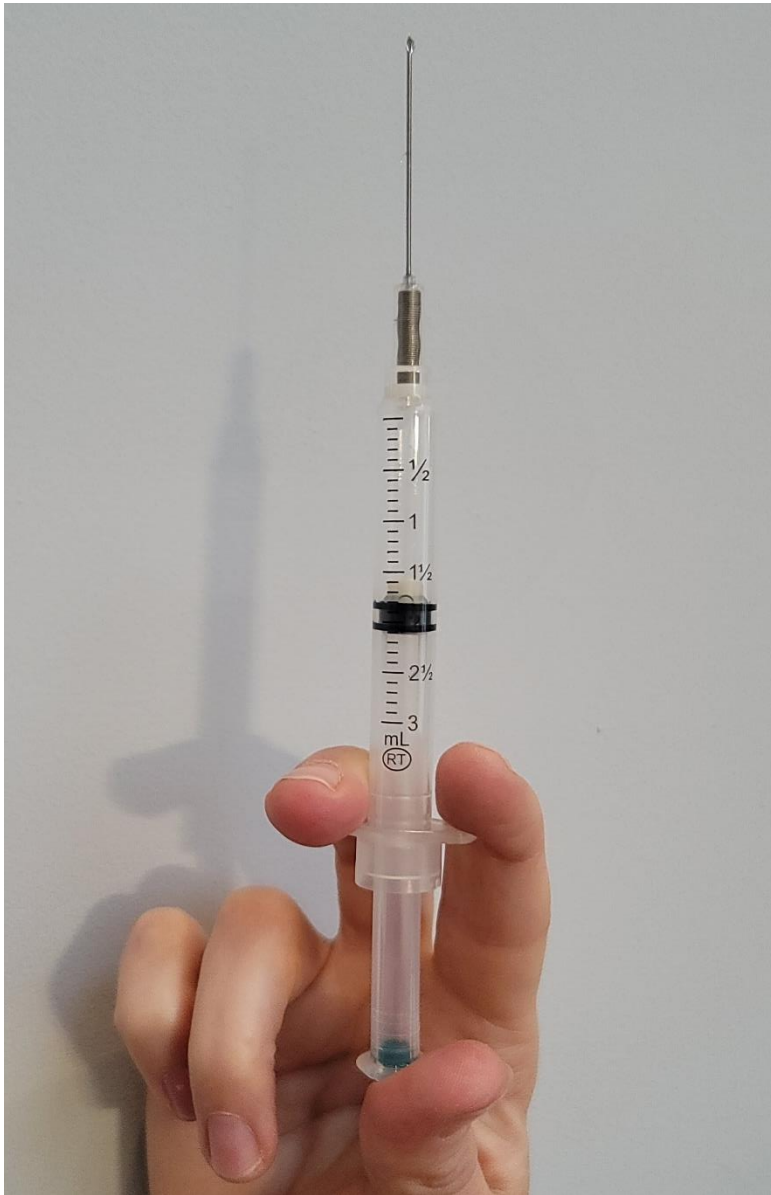


STOP when all saline is in vial. **DO NOT** depress the plunger beyond the 0.5 ml mark.



Release the plunger and allow air back into the syringe to at least the 2.2 ml mark to equalise the pressure.

Withdraw the needle from the vial.



ONLY when reconstitution procedure is finished: depress the plunger to the bottom of the barrel to activate the auto-retraction mechanism and retract the needle.

Additional training resources

- A Training video is available for the Vanishpoint® safety needle and syringe device: <http://resources.gandn.com/vanishpoint-online-training>

The training video show immunisers wearing gloves and sleeves being worn below the elbow, this is not in line with Infection Prevention and Control guidance and these practices are not recommended in NHS Wales.