


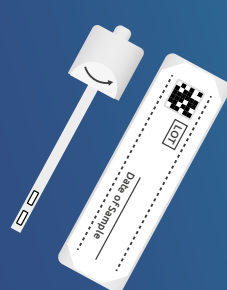
Bowel screening test kit instructions

You will need...

Something to catch your poo,
such as an old, clean container



Test kit
(enclosed)



or toilet paper.



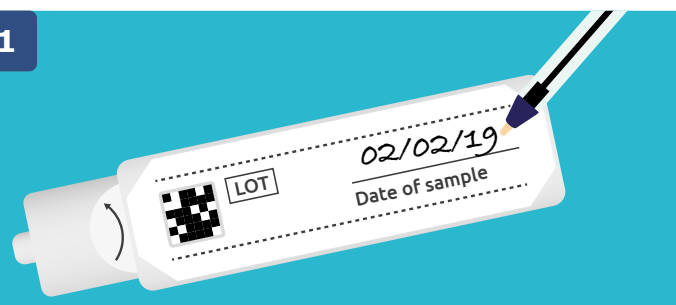
Pen



Very important

Write the date you take the
sample on the test kit or we may
not be able to test it.

1




2




Put a container or toilet
paper into the toilet to catch
your poo.

3




Unscrew the lid of the tube
to remove the stick.

4



Dip the end of the stick into
your poo sample. Only fill the
two small grooves at the end
of the stick (as shown above).

5



Place the stick back in the
tube. Close the tube by
screwing the lid back on.

6



Remember to wash your
hands.

7



Once completed, put the
test kit in the purple padded
prepaid envelope provided and
post it to us as soon as possible.

