



lechyd Cyhoeddus
Cymru
Public Health
Wales


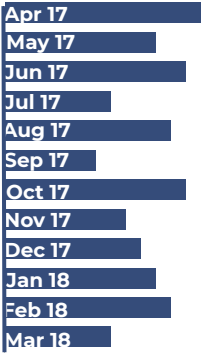
Hywel Dda UHB

MSSA bacteraemia surveillance

2017/18 FY


financial year (FY) update

Count

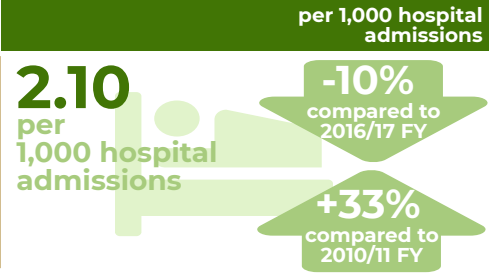


Rate

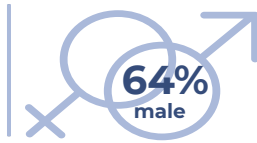
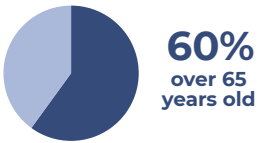
30.23
per 100,000 population



2.10
per 1,000 hospital admissions



Demographics



Location of diagnosis

Acute hospital **99%**

Community hospital **1%**


Other location **0%**

GP practice **0%**

Not specified **0%**


Inpatient **45%**

Proportion of inpatient cases by FY



Inpatient rate/1,000 hospital admissions **0.94**

Rate per 100,000 population by FY



Bronglais General Hospital

26 cases

+7 compared to 2016/17 FY

+20 compared to 2010/11 FY

Rate **3.31** per 1,000 hospital admissions

Inpatient **38%**

Inpatient rate/1,000 hospital admissions **1.27**

Glangwili General Hospital

36 cases

-24 compared to 2016/17 FY

+30 compared to 2010/11 FY

Rate **1.63** per 1,000 hospital admissions

Inpatient **50%**

Inpatient rate/1,000 hospital admissions **0.81**

Prince Philip Hospital

14 cases

-3 compared to 2016/17 FY

+8 compared to 2010/11 FY

Rate **1.23** per 1,000 hospital admissions

Inpatient **29%**

Inpatient rate/1,000 hospital admissions **0.35**

Withybush General Hospital

39 cases

+7 compared to 2016/17 FY

+33 compared to 2010/11 FY

Rate **3.23** per 1,000 hospital admissions

Inpatient **49%**

Inpatient rate/1,000 hospital admissions **1.58**

Rate per 1,000 admissions by acute hospital

