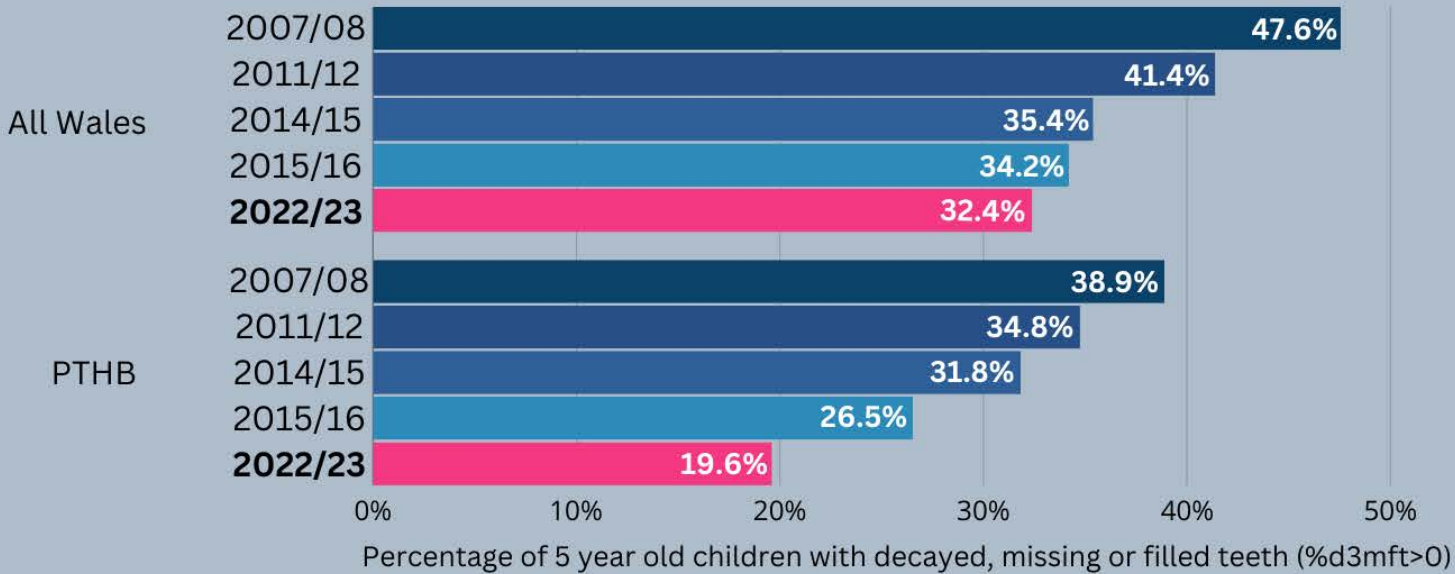




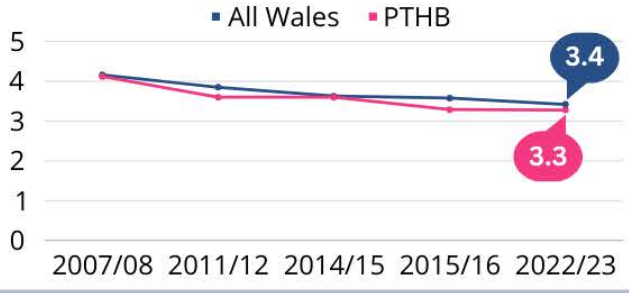
Percentage of 5 year olds who have had tooth decay



Severity of tooth decay

Children with experience of tooth decay in PTHB have on average **3.3** decayed, missing, or filled teeth.

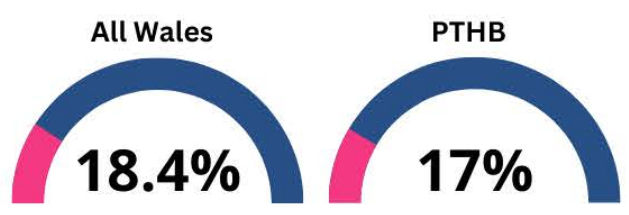
Average number of decayed, missing or filled teeth (d3mft) in children with decay experience



Impacts of tooth decay

17% of parents/carers reported that their child's oral health had impacted their child's, or their family's, quality of life (QoL).

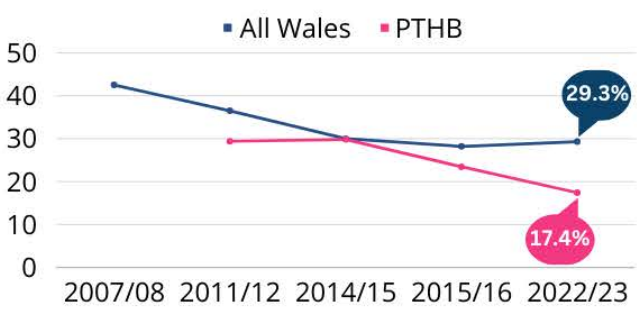
Percentage of parents/carers reporting a QoL impact due to the oral health of their child



Untreated tooth decay

17.4% of children in PTHB have teeth with untreated tooth decay.

Percentage of children with decayed teeth (%d3t>0)



On average these children have **3.1** teeth with untreated tooth decay.

Average number of decayed teeth in children with decay experience (d3t>0)

