

Performance and Assurance Dashboard

September 2023



Governance and Accountability

Performance & Assurance Dashboard - Sickness Absence
Corporate Analytics

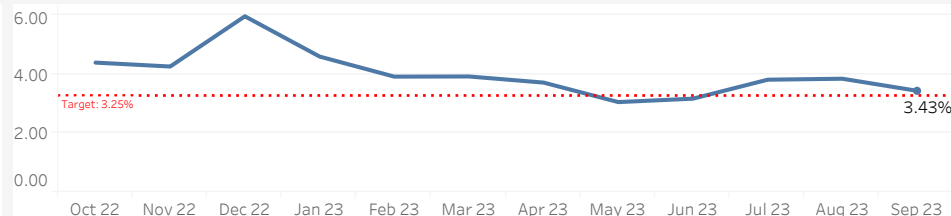


Sickness Absence: Key Metrics

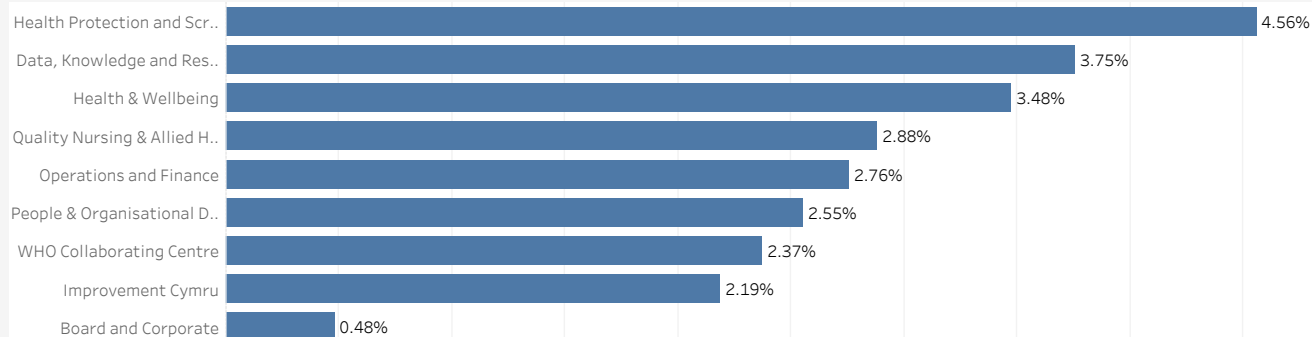
4.00%
12-months Rolling
Sickness Absence FTE %

3.43%
Sickness Absence FTE for
September 2023

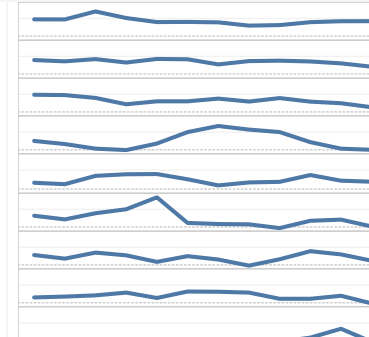
Monthly Sickness Absence Timeline



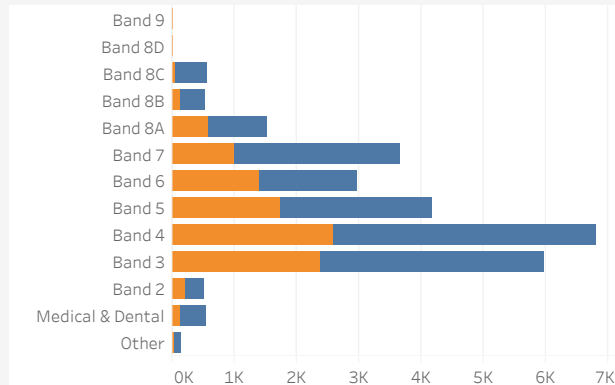
Sickness Absence by Directorate - Rolling 12 months



12 month trend

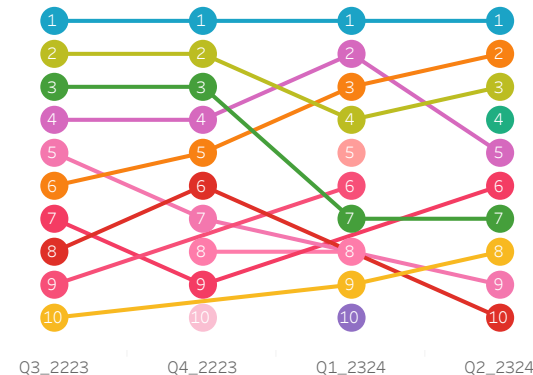


Sickness Absence by Pay Grade (FTE Days Lost)



Top 10 Sickness Absence Reasons by Quarter

- 1 Anxiety/stress/depression/other psychiatric illnesses
- 2 Cold, Cough, Flu - Influenza
- 3 Chest & respiratory problems
- 4 Other musculoskeletal problems
- 5 Infectious diseases
- 6 Gastrointestinal problems
- 7 Injury, fracture
- 8 Genitourinary & gynaecological disorders
- 9 Heart, cardiac & circulatory problems
- 10 Ear, nose, throat (ENT)



Data Source: [ESR-Sickness Absence], Data Updated on:30-Sep-23, Data Source Rating: [Gold]

WORKFORCE OVERVIEW |



2,098

headcount

1,918

FTE

72%

FULL TIME

91%

PERMANENT

FILTERS

REPORT DATE
9/30/2023

MEASURE SELECTED
Headcount

COLOUR BAR CHARTS BY
None

RESET

EXPORT PDF

HEADCOUNT BY HIERARCHY

FULLTIME or PERMANENT members of staff

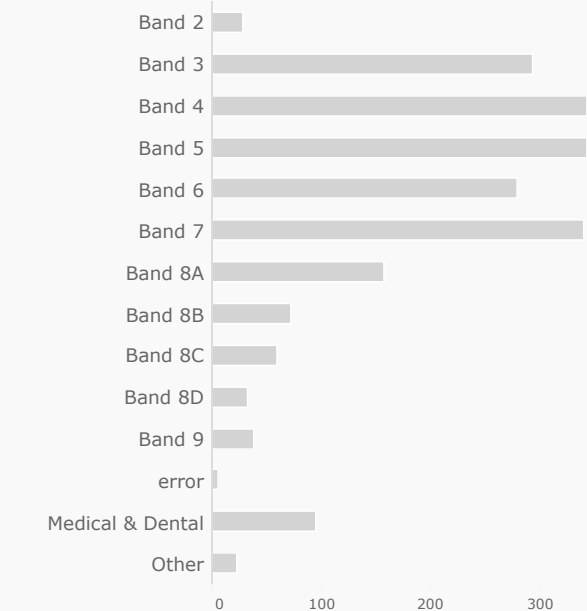
Filters:



HEADCOUNT BY PAY GRADE

FULLTIME or PERMANENT members of staff

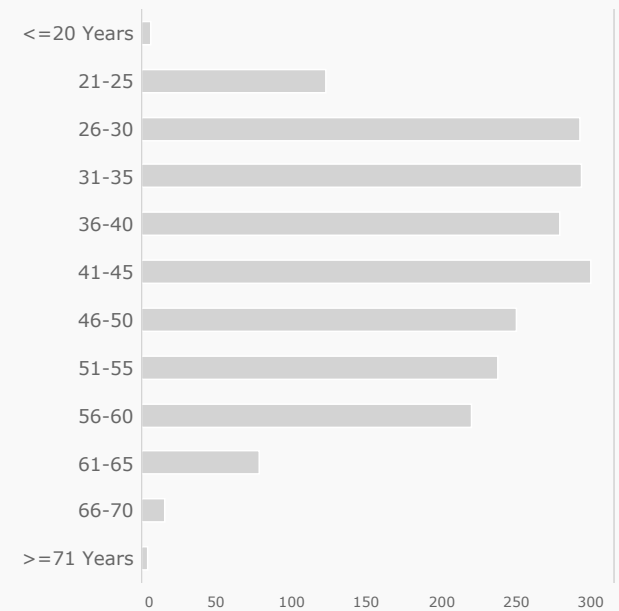
Filters:



HEADCOUNT BY AGE BAND

FULLTIME or PERMANENT members of staff

Filters:



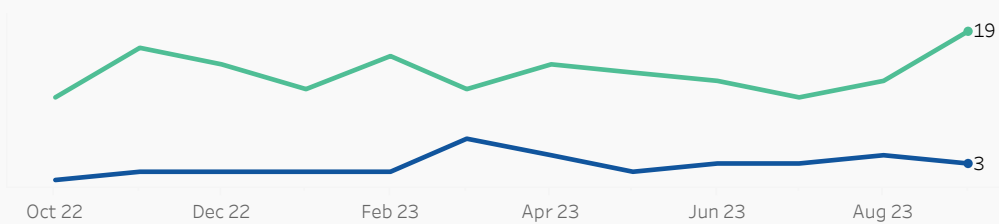
Overview |



9.1%
12 MONTH TURNOVER

1.1%
MONTHLY TURNOVER

Leavers Trend: **Permanent Contract** | **Fixed Term Contract**



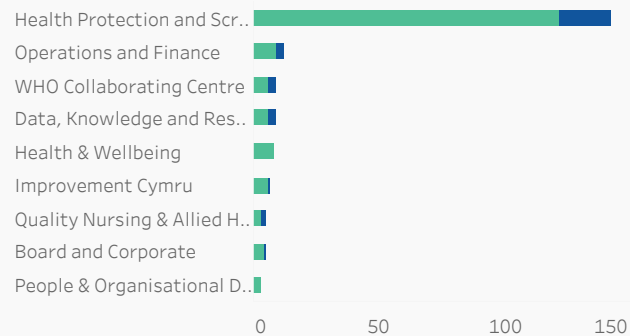
FILTERS

Report Date
9/30/2023

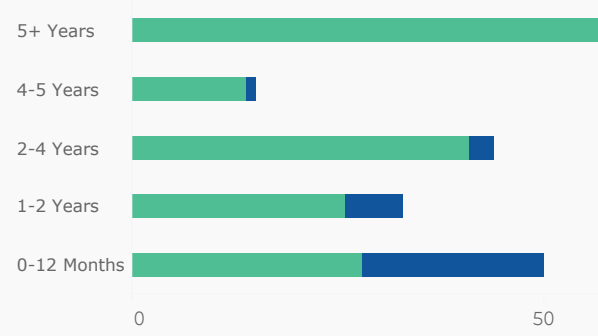
Number of months
12

Assignment Category
All

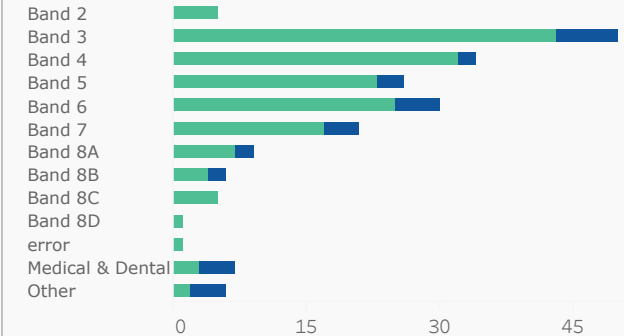
SUM OF LEAVERS BY DIRECTORATE



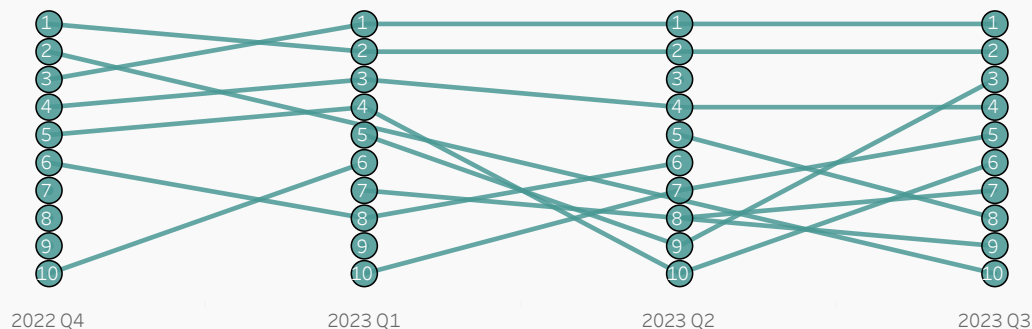
SUM OF LEAVERS BY LENGTH OF SERVICE



SUM OF LEAVERS BY PAY BAND



TOP 10 LEAVING REASONS BY QUARTER



Latest Quarter to selected Report Date

Other/Not Known
Promotion
To undertake further education or training
Relocation
Health
End of Fixed Term Contract
no Actuarial Reduction
Work Life Balance
Flexi Retirement
Retirement Age

Data Source: [ESR-Workforce Profile], Data Updated on:30-Sep-23, Data Source Rating: [Gold]

STATUTORY & MANDATORY TRAINING OVERVIEW |



91.8%

Core Compliance



89.0%

Extended Compliance



2,075

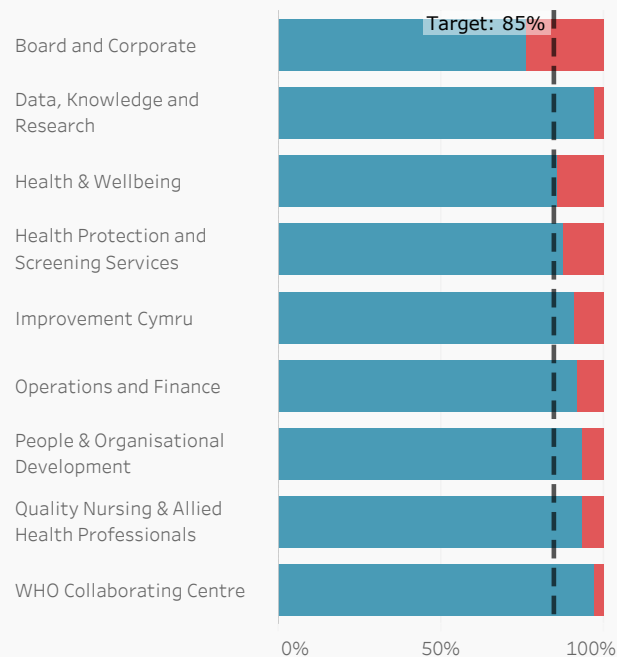
staff out of Compliance



COMPLIANCE % BY HIERARCHY

COMPLIANT or NON COMPLIANT members of staff

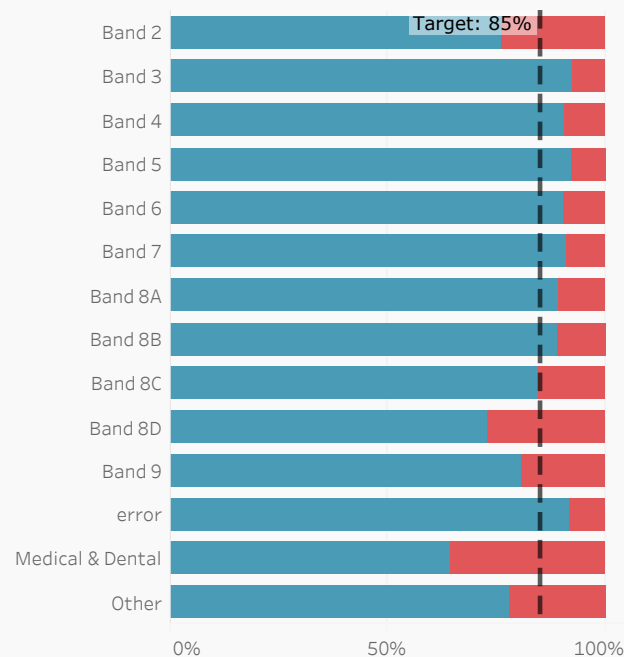
Filters:



COMPLIANCE % BY PAY GRADE

COMPLIANT or NON COMPLIANT members of staff

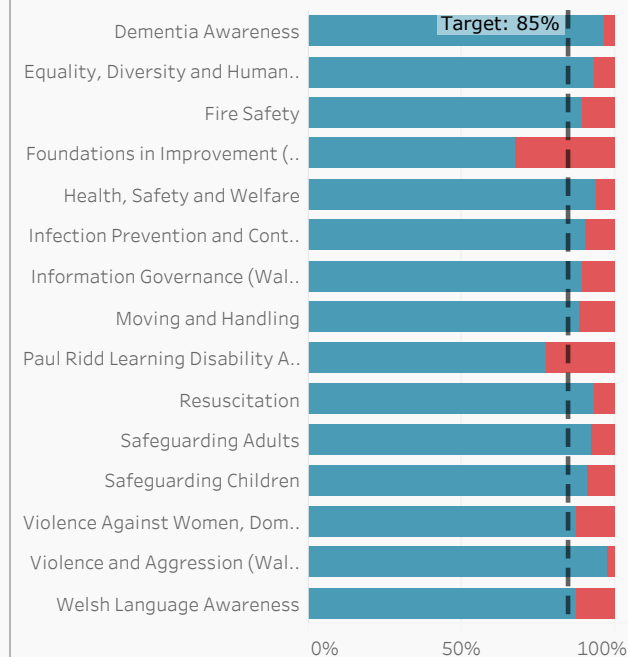
Filters:



COMPLIANCE % BY COMPETENCE

COMPLIANT or NON COMPLIANT members of staff

Filters:




OVERVIEW |



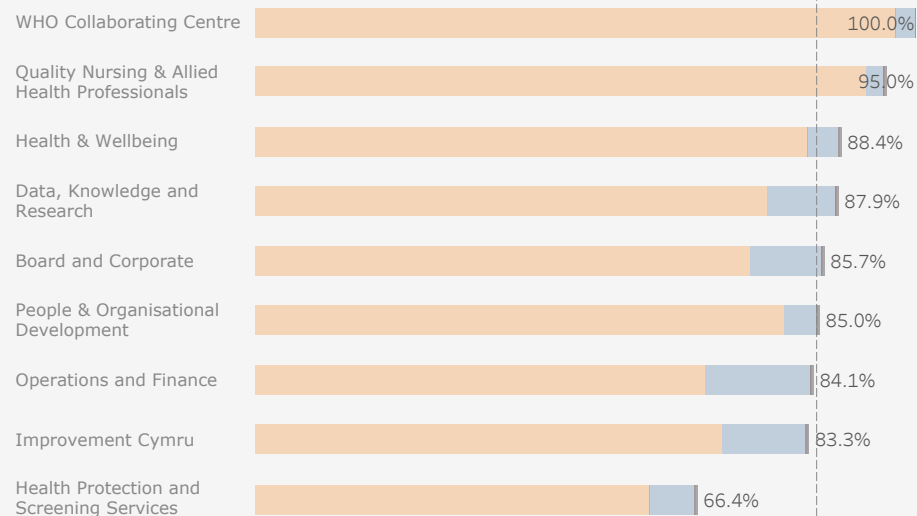
73.7%

of reviews completed within 12 months
vs a target of 85%

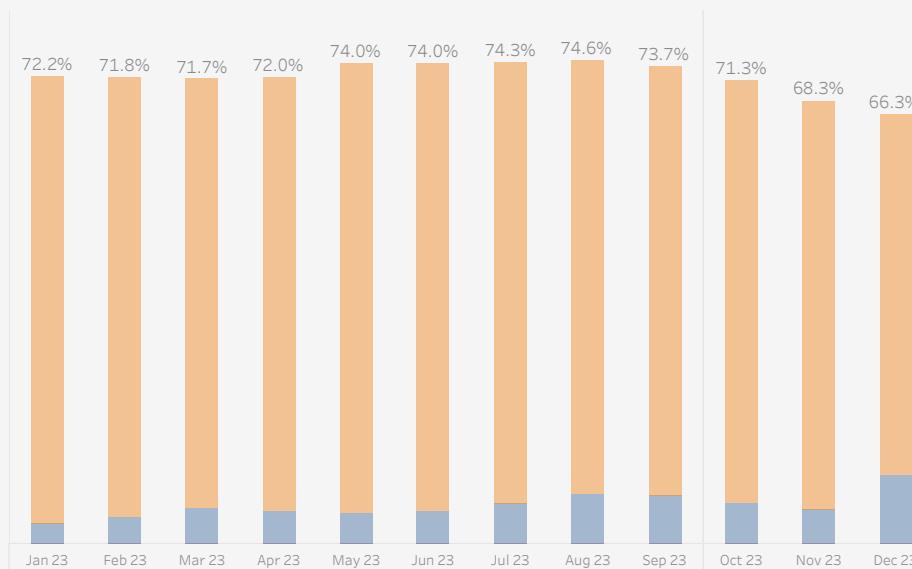


REVIEW STATUS % BY DIRECTORATE

Status: **In date** | **Due in next 3 months** | **No recorded appraisal** | **Out of date**
Click to drilldown through the hierarchy



APPRAISALS TREND ACROSS LAST 9 AND NEXT 3 MONTHS




DIVERSITY BREAKDOWN | HR



Dashboard splits out PHW employees by diversity category, highlighting **minority groups** and **unknowns**.

2,135

Total Employees



FILTERS

Select a Month
Sep 23

Directorate
All

RESET

EXPORT



GENDER

Female
74%

Male
26%

DISABILITY

No
79%

Unknown
14%

Yes
7%

RELIGION / BELIEF

Christianity
36%

Atheism
25%

Unknown
21%

Did not disclose
14%

SEXUALITY

Heterosexual
78%

Unknown
10%

LGB
5%

ETHNICITY

White
80%

No Group
11%

BME
9%

AGE

46-55
23%

36-45
27%

56-65
15%

26-35
28%

<=25
6%

WELSH LANGUAGE

Unknown
9%

Low or No Welsh skills
77%

Higher, Proficient or Intermediate Welsh
14%

COMPLETENESS

Complete
72%

Not complete
28%

0%

50%

100%

Data last ran on [5 October 2023] Data Source: [ESR]

Division
All



■ Actual

Forecast

Cumulative Variance By Income, Pay and Non-Pay

Current Month

Previous Month

-£471K

Income

£1,082K

-£471K

-£735K

£1,082K

Directorate Position

Directorate_	Annual Budget £000s	Cumulative Budget £000s	Cumulative Actual £000s	Cumulative Variance £000s	
Board and Corporate	£2,581K	£1,436K	£1,437K		£3K
Central Budgets	-£148,922K	-£69,855K	-£69,920K	-£3K	
Covid 19	£0K	£0K	£0K	-£7K	
Data, Knowledge and Res..	£5,673K	£2,499K	£2,500K		£2K
Health & Wellbeing	£20,175K	£9,317K	£9,321K		£0K
Health Protection and Scr..	£89,976K	£44,154K	£44,096K	£0K	
Hosted	£0K	£0K	£0K		£0K
Improvement Cymru	£8,550K	£3,873K	£3,873K	-£58K	
NHS Executive	£0K	-£2,143K	-£2,143K		£4K
Operations and Finance	£11,230K	£5,485K	£5,487K		£0K
People & Organisational D..	£2,575K	£1,283K	£1,276K		£0K
Quality Nursing & Allied H..	£3,212K	£1,659K	£1,656K	-£65K	
WHO Collaborating Centre	£4,949K	£2,291K	£2,293K		£0K

Yearend Forecast Variance

Forecast Variance
£000s

£0K

£0K

£0K

20K

£0K

£OK

£0K

EUR

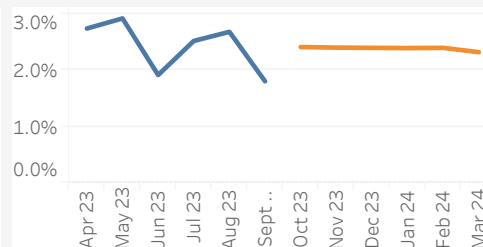
50K

£0K

The overall forecast outturn remains breakeven for 2023-24

Agency Spend % of Total Pay Bill	Actual	Forecast
100%	100%	100%
90%	90%	90%
80%	80%	80%
70%	70%	70%
60%	60%	60%
50%	50%	50%
40%	40%	40%
30%	30%	30%
20%	20%	20%
10%	10%	10%
0%	0%	0%

2.4%
Current YTD



Key Financial Risk

Risk

WG funding not yet confirmed - Screening Recovery Funding

WG funding not yet confirmed - Healthy Working Wales Funding

—

Data Source: **Oracle Qlikview**, Data Updated on: P06-24 , Data Source Rating: **[Gold]**

Amount Type

Actual

Estimate

i

Capital Allocation

£576K

Strategic Allocation

YTD Spend: £20K

£1,233K

Discretionary Allocation

YTD Spend: £112K

Capital Strategic Schemes



Capital Discretionary Schemes



Data Source: Excel Spreadsheet, Data Updated on: P06-24 , Data Source Rating: [Silver]

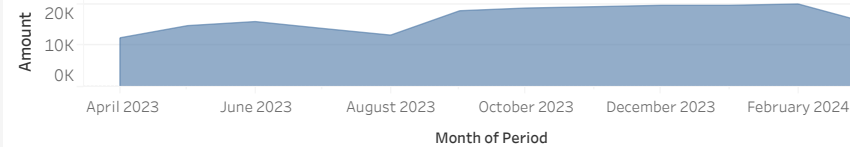
Receipts Capital paymen.. Interest Receiv.. Net cash inflow.. Non-pay expend.. Other incoi
Payments Capital paymen.. Interest Receiv.. Net cash inflow.. Non-pay expend.. Other incoi



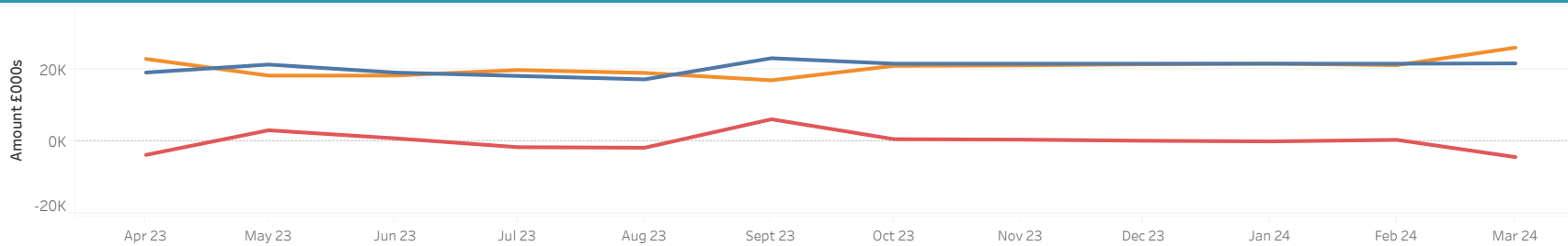
Cash Flow Position September 2023

£18,351K
Balance C/f
Balance b/f £15,569K March 2023

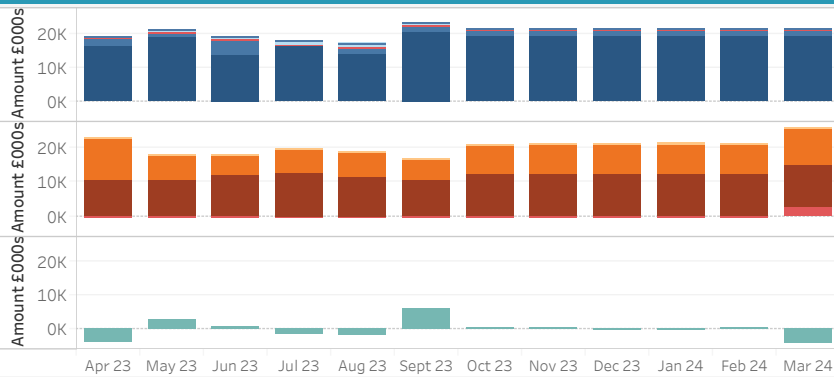
Cash Flow Balances £000s Bal C/F



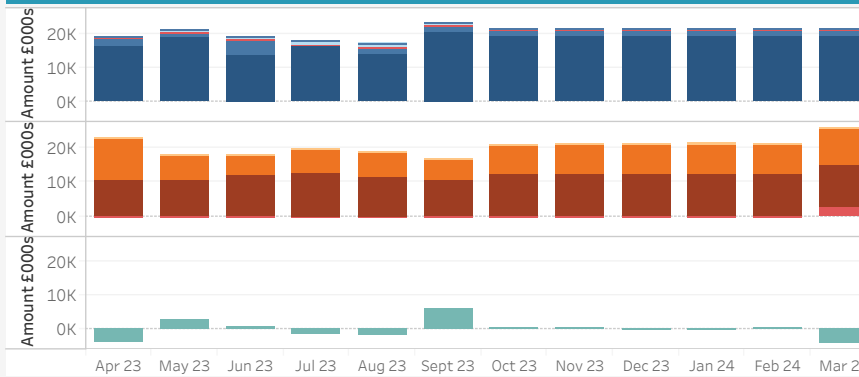
Cash Flow Forecast (Receipts, Payments, Net Cash)



Receipts Sources Breakdown



Payments Breakdown



Data Source: Financial Accounts Reports, Data Updated on: P06-24 , Data Source Rating: [Silver]

Debtor Type

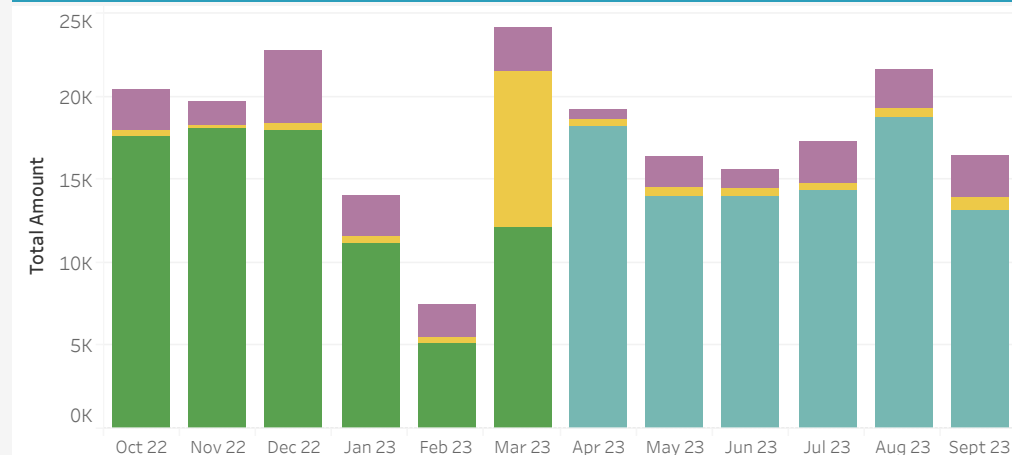
NHS Debtors Non NHS Debtors WGA Debtors WGA D Aging Bucket > 15 weeks > 10 weeks < 15 weeks < 10 weeks



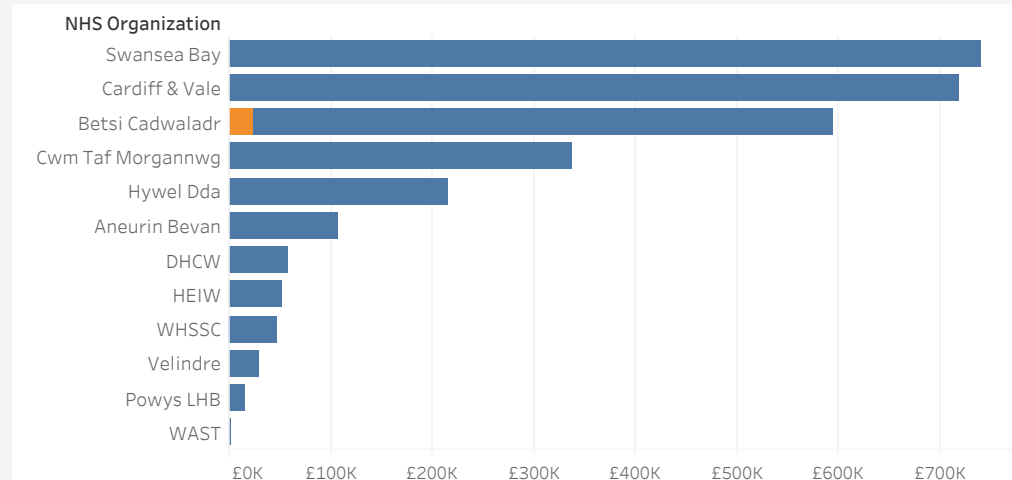
Statement of Financial Position (Balance Sheet)

Sub-Category	Type	Opening Balance £00..	Movement £000s	Closing Balance £00..
Non-Current Assets	Trade and other receivables	3,347	0	3,347
	Property, plant and equipment	33,762	33,894	33,762
	Intangible assets	869	869	869
	Non-Current Assets Sub total	37,978	34,763	37,978
Current Assets	Inventories	2,164	2,164	2,164
	Trade and other receivables	20,850	46,220	20,850
	Cash and cash equivalents	15,569	18,351	15,569
	Assets Sub total	38,583	66,735	38,583
Total Assets	Total Assets	76,561	101,498	76,561
Total Assets Less Current Liabilities	Total Assets Less Current Liabilities	41,179	38,066	41,179
Total Assets Employed	Total Assets Employed	29,740	29,864	29,740
Taxpayer's Equity	PDC	24,965	24,965	24,965
	Retained earnings	3,915	4,039	3,915
	Revaluation reserve	860	860	860
Total Taxpayer'S Equity	Total Taxpayer'S Equity	29,740	29,864	29,740

Debtors By Type (NHS, Non-NHS, WGA)



NHS Debtors Current Position



Data Source: **Financial Accounts Reports**, Data Updated on: P06-24 , Data Source Rating: **[Silver]**

■ YTD Actual By Number

■ YTD Actual By Value

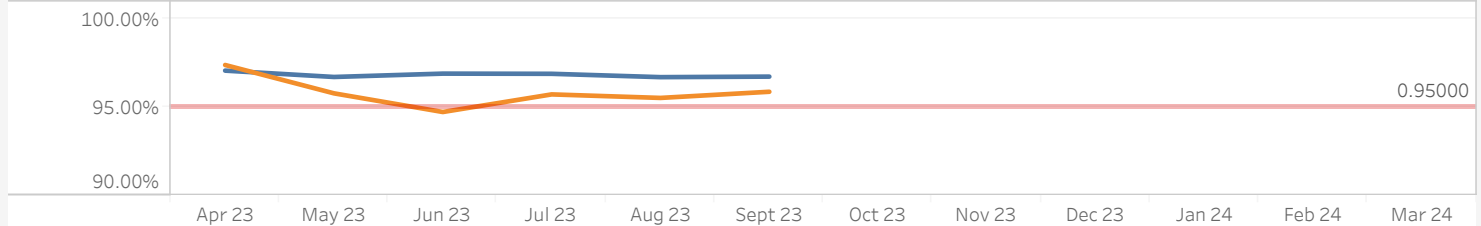


Non-NHS Invoices Paid Within 30 Days

96.74%

Statutory Target: **95%**
YTD Actual By Number

Non-NHS Invoices Paid Within 30 Days

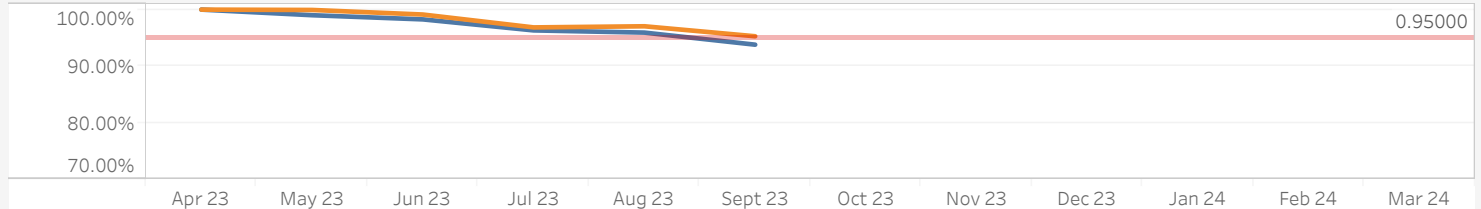


NHS Invoices Paid Within 30 Days

93.79%

Target: **95%**
YTD Actual By Number

NHS Invoices Paid Within 30 Days

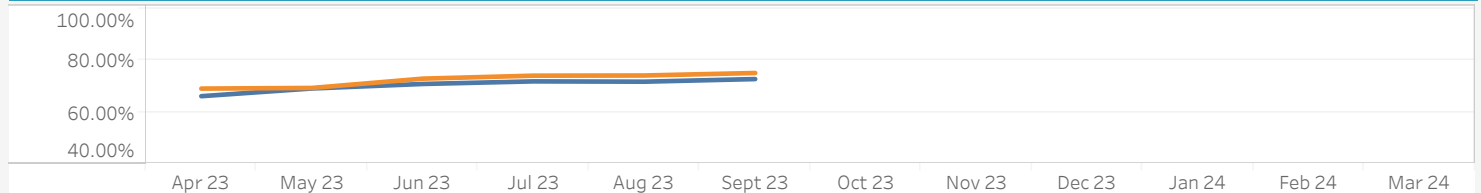


Non-NHS Invoices Paid Within 10 Days

72.69%

YTD Actual By Number

Non-NHS Invoices Paid Within 10 Days

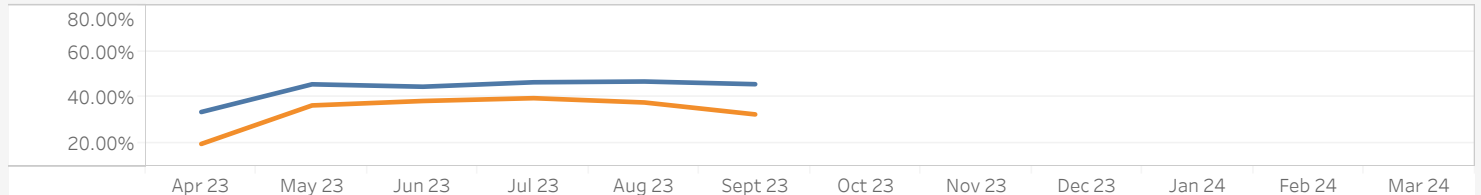


NHS Invoices Paid Within 10 Days

45.78%

YTD Actual By Number

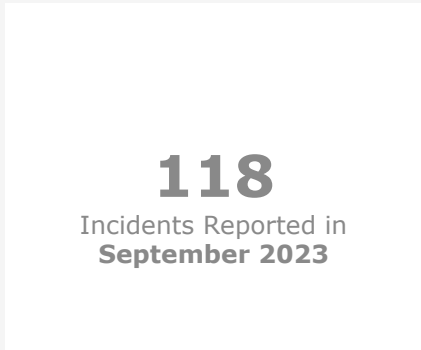
NHS Invoices Paid Within 10 Days



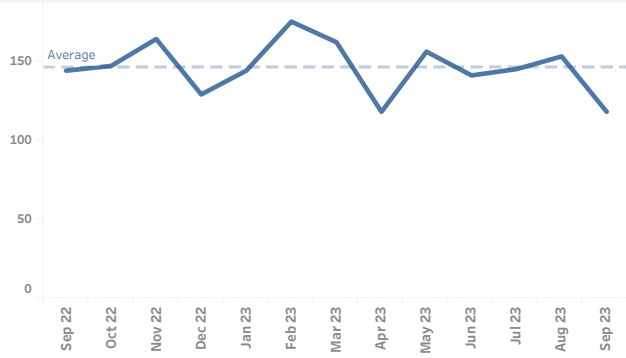
Data Source: **Purchasing Financial Accounts**, Data Updated on: P06-24 , Data Source Rating: **[Silver]**



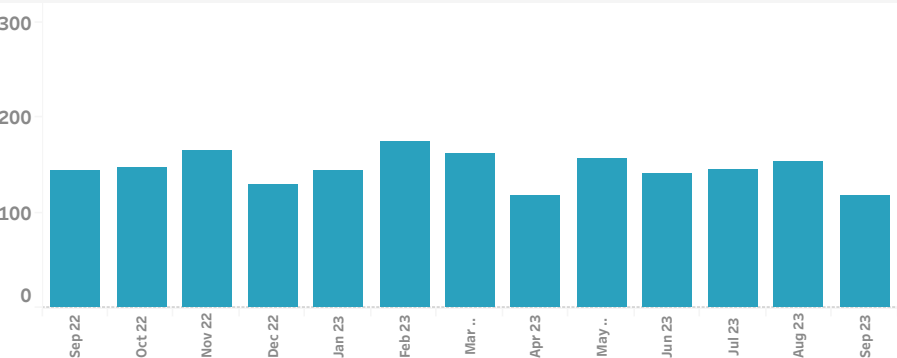
Incidents - Key Metrics



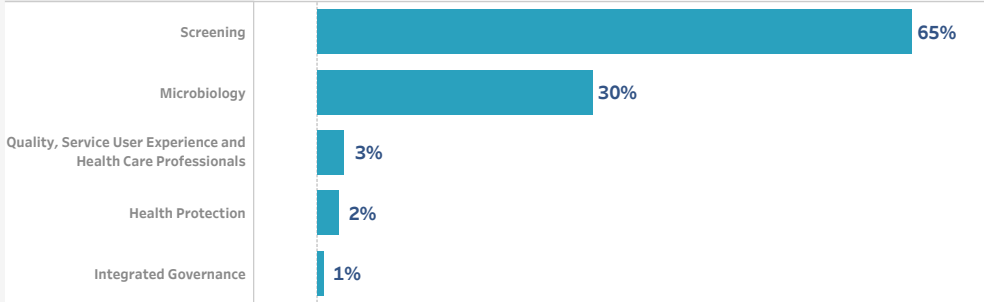
Incidents Overtime



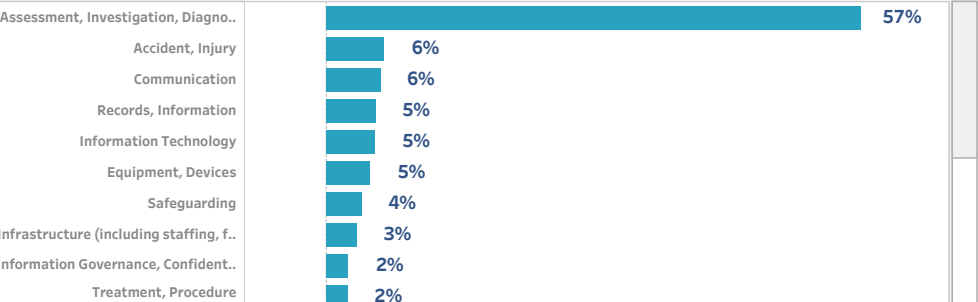
Incidents Overtime Split by Status: Ongoing vs Closed



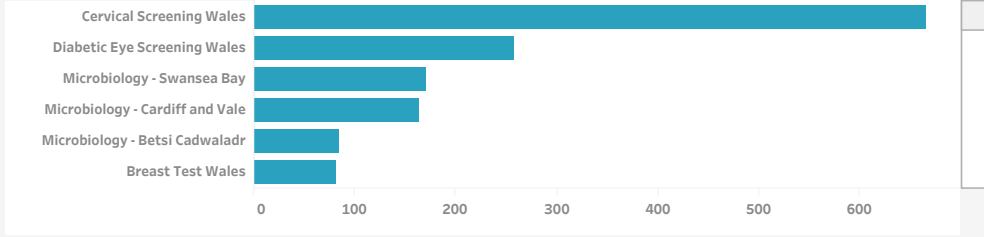
Incidents by Division (Top 5)



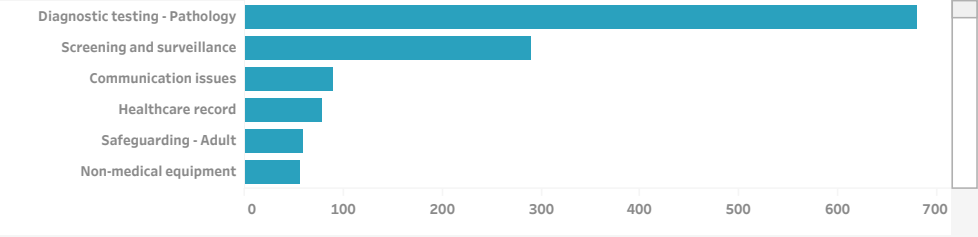
Incidents by Category



Incidents by Team



Incidents by Sub Category



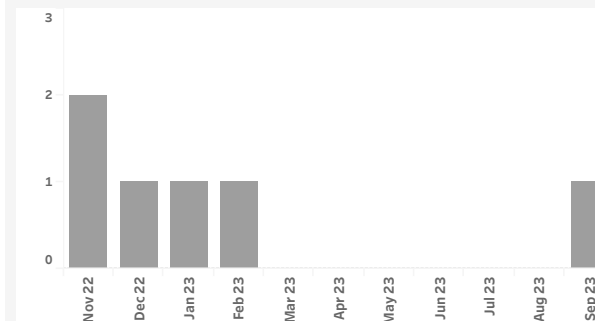
Data Source: [Datix], Data Updated on: [06 October 2023], Rating: [Bronze] .When NO filters are selected charts show rolling 12m history



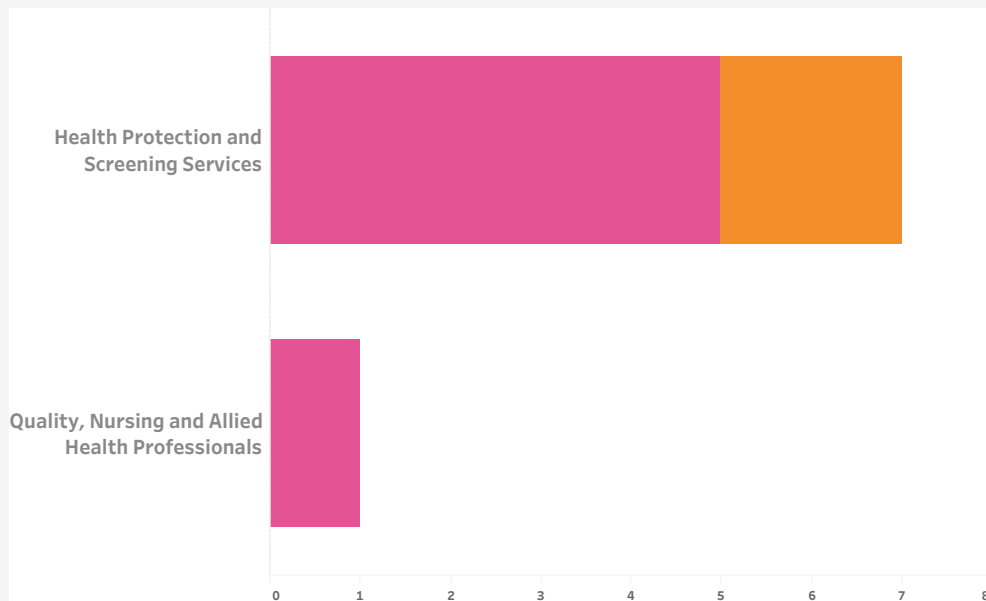
No Surprises overtime

0
Nationally Reportable
Incidents
Last Month

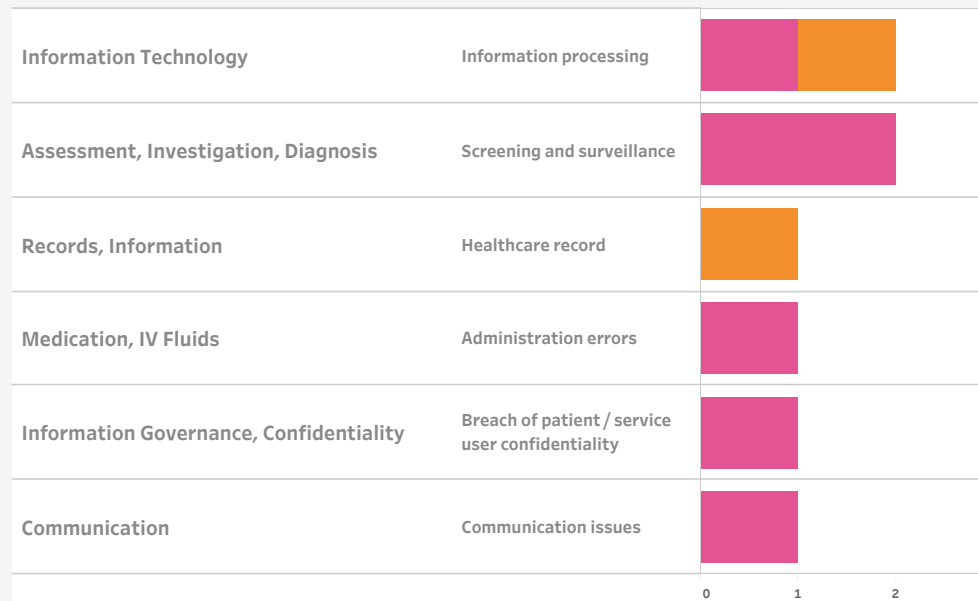
NRIs overtime split Open vs Closed



NRIs and No Surprises split by Division



NRIs and No Surprises split by Category



Data Source: [Datix], Data Updated on: [06 October 2023], Rating: [Bronze] .When NO filters are selected charts show rolling 12m history



Claims and Redress - Key Metrics

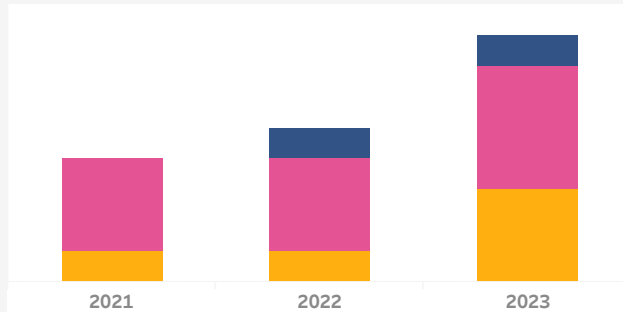
18
Confirmed Claims
Of which, **0** were confirmed in
September 2023

5
Potential Claims
Of which, **1** were raised in
September 2023

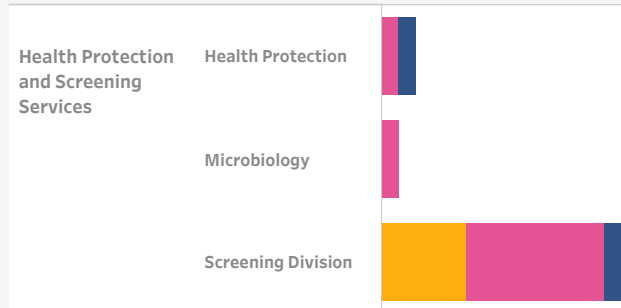
1
Redress Cases
Received
in **September**
2023

0
Redress Cases
Closed
in **July 2022**

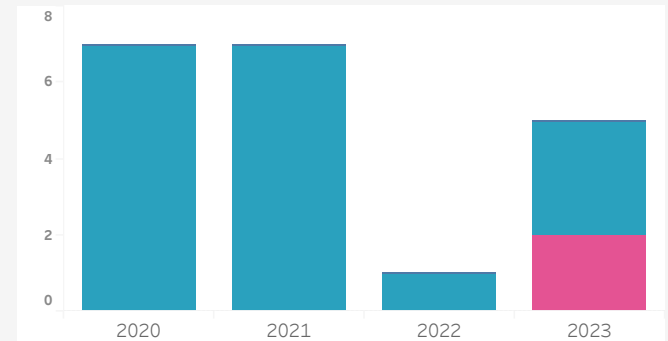
Claims split by year and Approval Status; **Confirmed**, **Potential** and Withdrawn.



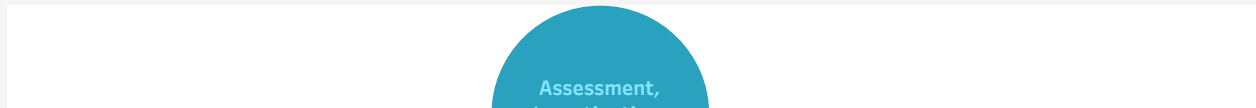
Claims by Location and Type **Confirmed**, Withdrawn/Rejected and **Potential**



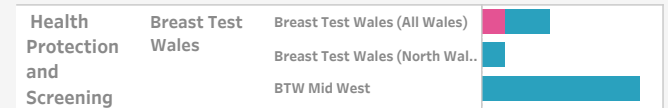
Total Redress by Year split **Open** **Closed**



Claim Types split **Personal Injury** and **Clinical Negligence**

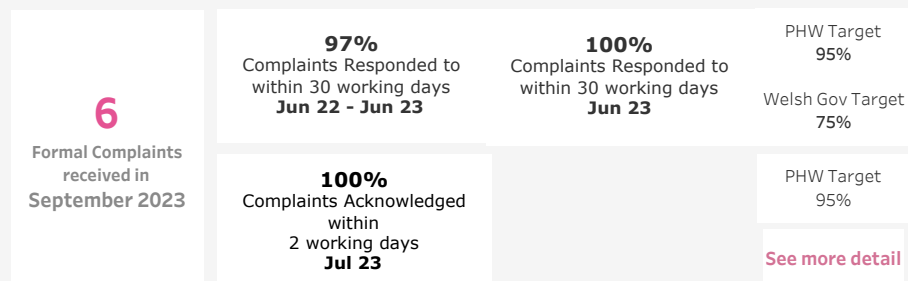


Redress by Location **Open** **Closed**

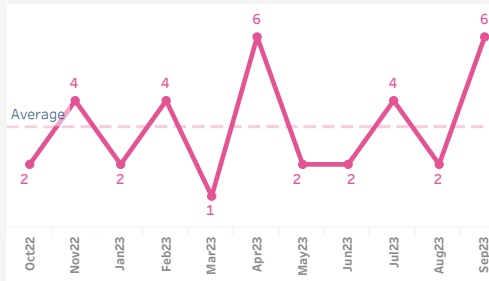


Data Source: [Datix], Data Updated on: [06 October 2023], Rating: [Bronze] .When NO filters are selected charts show rolling 12m history

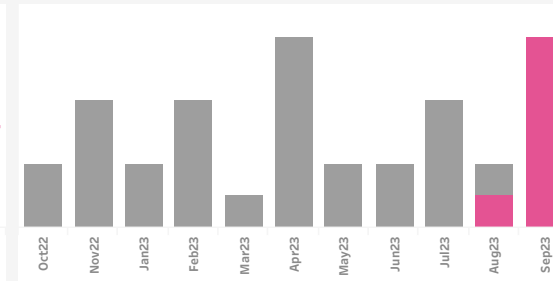
Formal Complaints - Key Metrics



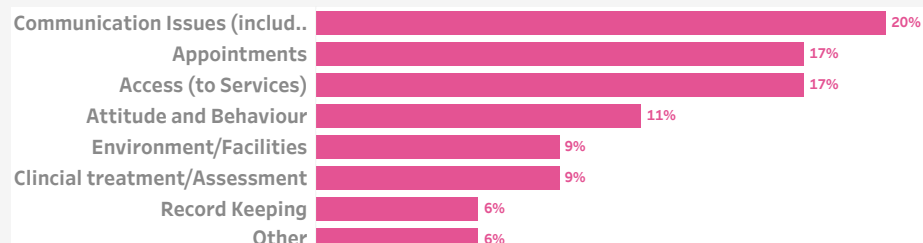
Formal Complaints raised by Month



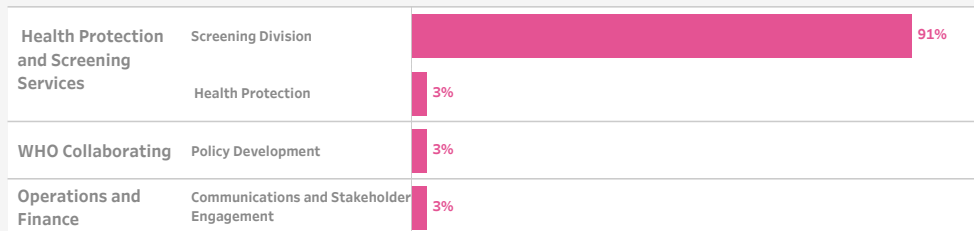
Formal Complaints raised by Month; Open vs Closed



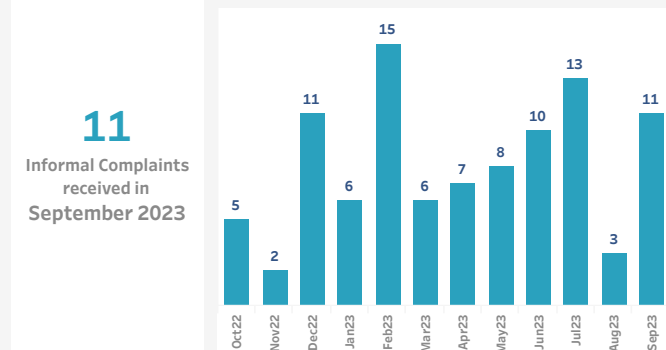
Formal Complaints split by Theme



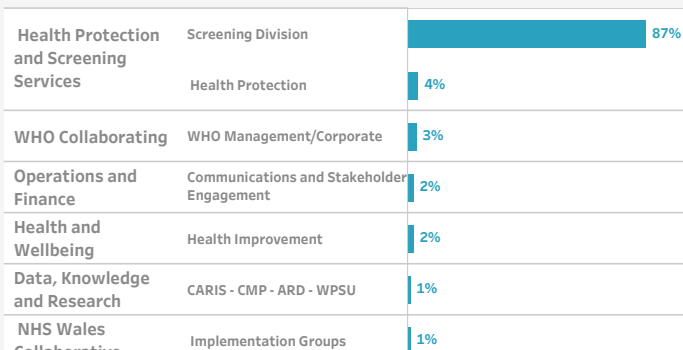
Formal Complaints split by Directorate



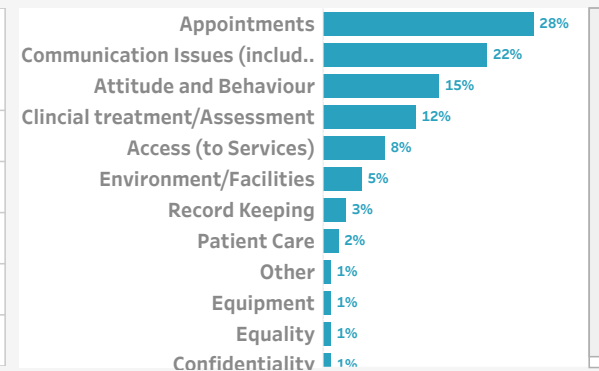
Informal Complaints raised by Month



Informal Complaints split by Directorate



Informal Complaints split by Theme



Data Source: [Datix], Data Updated on: [06 October 2023], Rating: [Bronze] .When NO filters are selected charts show rolling 12m history

Key Service Indicators

Performance Dashboard - Additional Indicators				
>10% outside target Within 10% of target Achieving target Not available				
Indicator	Target ¹	Timeframe		
Vaccination and Immunisation		at 8 March 2023	at 28 March 2023	at 25 April 2023
Influenza vaccination uptake among those aged 65+	75%	77.9%	76.3%	76.3%
Influenza vaccination uptake among the under 65s in high risk groups	55%	48.1%	44.2%	44.2%
Influenza vaccination uptake among pregnant women	75%	Reported annually	60.0%	Reported annually
Influenza vaccination uptake among healthcare workers	60%	54.8%	46.2%	46.2%
Influenza vaccination uptake among Public Health Wales staff	N/A	51.1%	51.1%	Not available
Influenza vaccination uptake among Public Health Wales front line staff	75%	53.5%	53.5%	Not available
Percentage of children who received 3 doses of the '6 in 1' vaccine by age 1	95%	Q3 22/23 94.6%	Q4 22/23 94.7%	Q1 23/24 94.2%
Percentage of children who received two doses of the MMR vaccine by age 5	95%	90.2%	89.4%	89.3%
Percentage of girls receiving the HPV vaccination by age 15	90%	Not available	Not available	85.3%
Percentage of children who received '4 in 1' Pre-School Booster with 2nd MMR dose by age 5	95%	Not available	Not available	89.7%
Healthcare Associated Infections	Target ¹	Jul	Aug	Sep
Clostridium difficile rate (per 100,000 population)	25	32.0	33.2	47.0
Staph aureus bacteraemia rate (per 100,000 population)	20	26.1	24.6	29.6
E. Coli bacteraemia rate (per 100,000 population)	67	73.4	70.0	77.4
Klebsiella sp bacteraemia rate (per 100,000 population)	10% annual reduction	21.2	20.9	25.8
P. Aeruginosa bacteraemia rate (per 100,000 population)		4.8	4.1	7.3
Microbiology	Target ¹	Q3 22/23	Q4 22/23	Q1 23/24
UKAS status of accreditation to ISO 15189:2012 / ISO 17025:2005	Accredited	Accredited	Accredited	Accredited
EQA performance (Bacteriology)	97%	98%	93%	96%
EQA performance (Virology)	100%	96%	99%	96%
EQA performance (Specialist and reference units)	100%	99%	96%	99%
EQA performance (Food, Water and Environmental Laboratories)	98%	98%	99%	99%
Turnaround time compliance (Bacteriology)	95%	91%	92%	94%
Turnaround time compliance (Virology)	95%	99%	98%	99%
Turnaround time compliance (Specialist and reference units)	95%	99%	99%	99%
Turnaround time compliance (Food, Water and Environmental Labs)	95%	97%	99%	98%
Turnaround time compliance urgent samples (Bacteriology/Virology)	97%	Reported annually	84%	Reported annually















| Strategy and Delivery

Report Date
9/30/2023

RAG Status
Multiple values

Priority, Directorate or Ministerial Priority
Priority Area

IMTP Detail - Red and Amber Milestones

Area	Deliverable / Milestone	Days till Delivery	
Wider determinants	Produced translational futures resources that support tackling long term health and equity challenges in Wales and beyond	81	
	Undertaken a literature review exploring the link between social capital and health equity in the context of the cost of living crisis and pandemic recovery.	172	
Healthy behaviours	Developed a long term strategic social marketing approach for tobacco control and Help Me Quit (HMQ)	-11	
	Epidemiology and Harms from cannabis report published	79	
Sustainable health and care system	Publish 'Meeting health & well-being needs through social prescribing' outputs	-11	
	Published and disseminated 'coordinated approach to prevention in health and care settings'	50	
Excellent public health services	Responded to findings of Welsh Government AMR review	-11	
	Maximised opportunities for Improving health and well-being for surveillance men in the Abdominal Aortic Aneurysm programme by Making Every Contact Count	81	
Enabling delivery	All platform infrastructure prepared/agree and user and performance testing undertaken to transition Abdominal Aortic Aneurysm and Bowel screening services to two new digital services	-11	
	All staff trained in Duty of Quality to a determined level	81	
	St David's Park, Carmarthen vacated and handed back to the landlord	81	
	Supported cancer register and analysis functions moving to the replacement to Canisc	81	
			<div> <div>Jul 1, 23</div> <div>Sep 1, 23</div> <div>Nov 1, 23</div> <div>Jan 1, 24</div> <div>Mar 1, 24</div> </div>

Data Source: IMTP Reporting, Data updated on:11-Oct-23, Rating: Gold

Report Date
9/30/2023


Request for Change Detail - Current Period

Directorate	Deliverable / Milestone	Change Type	Month of Original ..	Month of New Delivery ..	What is the reason for change?	What is the impact of the change?
Data, Knowledge & Research	Formalise Adult Rare Diseases Registry through long term governance and permissions	Suspend milestone	March 2023	Null	Milestone already suspended. Requesting continuation of suspension. Main reason is lack of resource to meet the milestone in short term.	No impact - milestone was already suspended. On with BAU.
Health & Wellbeing	Developed a long term strategic social marketing approach for tobacco control and Help Me Quit (HMQ)	Date change	September 2023	December 2023	A delay to the completion of the first phase of this project - this IMTP commitment is a dependency of the first phase	No impact on finance or other commitments
	Epidemiology and Harms from cannabis report published	Date change	December 2023	March 2024	The change is requested because there was a vacancy in the consultant post, now filled, which has delayed the work	The publication and dissemination will be 3 month partners before the completion of the work
	Publish 'Meeting health & well-being needs through social prescribing' outputs	Date change	September 2023	December 2023	Given the central role of language in these publications, focus groups with Welsh speakers have uncovered that the Welsh translation of some of the terms related to social prescribing is contentious. This has been escalated through the Welsh Language..	The main impact will be not meeting stakeholder expectations in calendar year the impact will be minimal
Health Protection and Screening Services	If funding approved from Welsh Government, recruited staff for project to develop Newborn Infant Physical Examination Programme and initiate project	Close milestone	March 2024	Null	Welsh Government have decided not to pursue with a national screening approach at this point in time.	There will not be at national screening programme using IQPD's with health boards to gain assurance
	Maximised opportunities for Improving health and well-being for surveillance men in the Abdominal Aortic Aneurysm programme by Making Every Contact Count	Scope and date change Milestone scope and dat..	December 2023	March 2025	Staffing issues are having an impact on being able to deliver this milestone in Q3, the Regional Co-ordinator in the East is leaving and Band 5 Senior Screener recruitment is taking longer than anticipated	Delay into Q4 to be able to take forward the work on count
	Responded to findings of Welsh Government AMR review	Date change	September 2023	November 2023	Welsh Government have not yet published the review document. HARP unable to respond to findings until WG publish. This is due to be done 14th November.	Delay in response to WG findings
Operations and Finance	All platform infrastructure prepared/agree and user and performance testing undertaken to transition Abdominal Aortic Aneurysm and Bowel screening services to two new digital services	Scope and date change Milestone scope and dat..	September 2023	March 2024	BSW optimisation prioritised over ASIMS and BSIMS front end deployment.	Plan a new date for deployment, though it has met
	Proposed operating model for change communications to align with wider change support offer across Operations and Finance	Close milestone	September 2023	Null	It has been agreed that the operating model for change communications will continue as is, with the communications team working to support change projects on the basis of organisational priorities and needs. Therefore, this milestone ca..	No operational impact
	St David's Park, Carmarthen vacated and handed back to the landlord	Date change	December 2023	March 2024	Date for serving notice within project team gift. requirement to communicate and discuss impact of move with staff and allow time for property to be vacated. local Public Health team took longer to vacate than anticipated which has put back Public Heal..	No impact to staff other than date is pushed back.

Data Source: IMTP Reporting, Data updated on:11-Oct-23, Rating: Gold

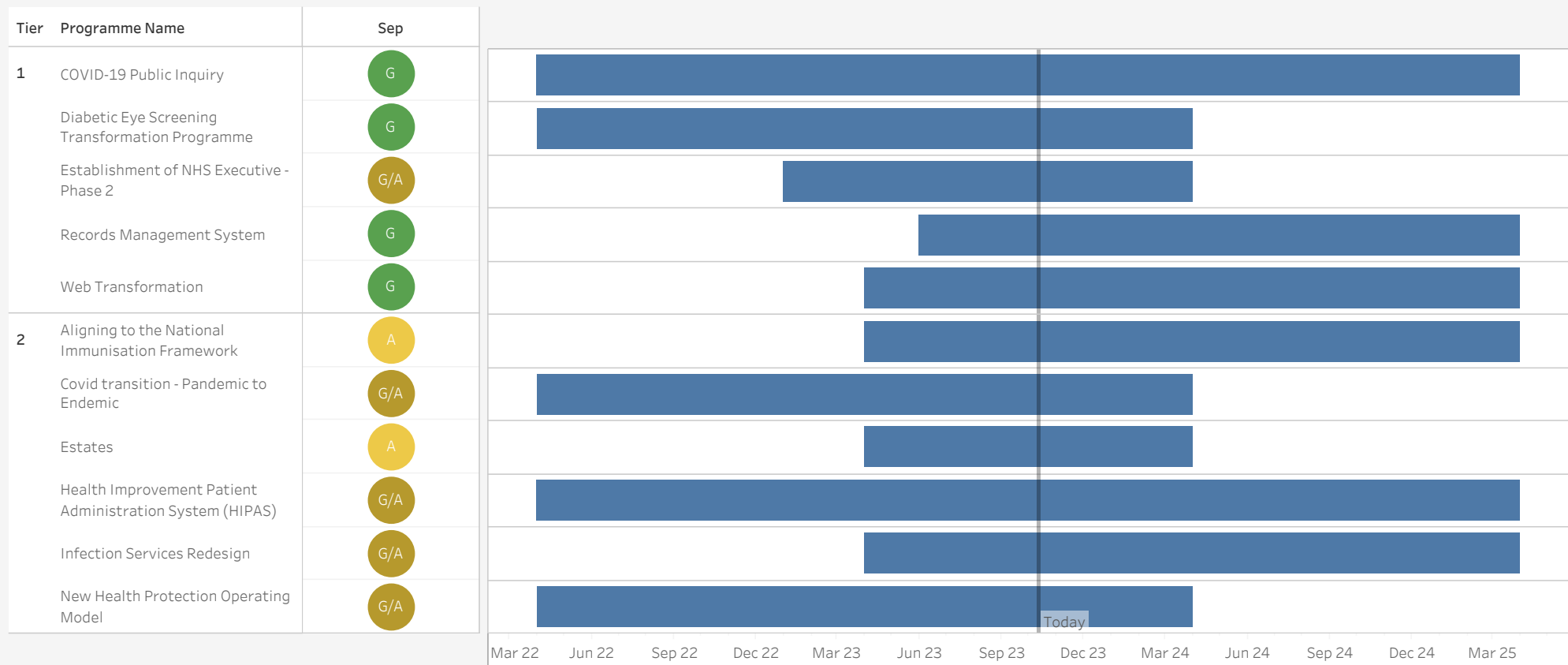
Report Date 9/30/2023

Programme Delivery Confidence Assessment (DCA)

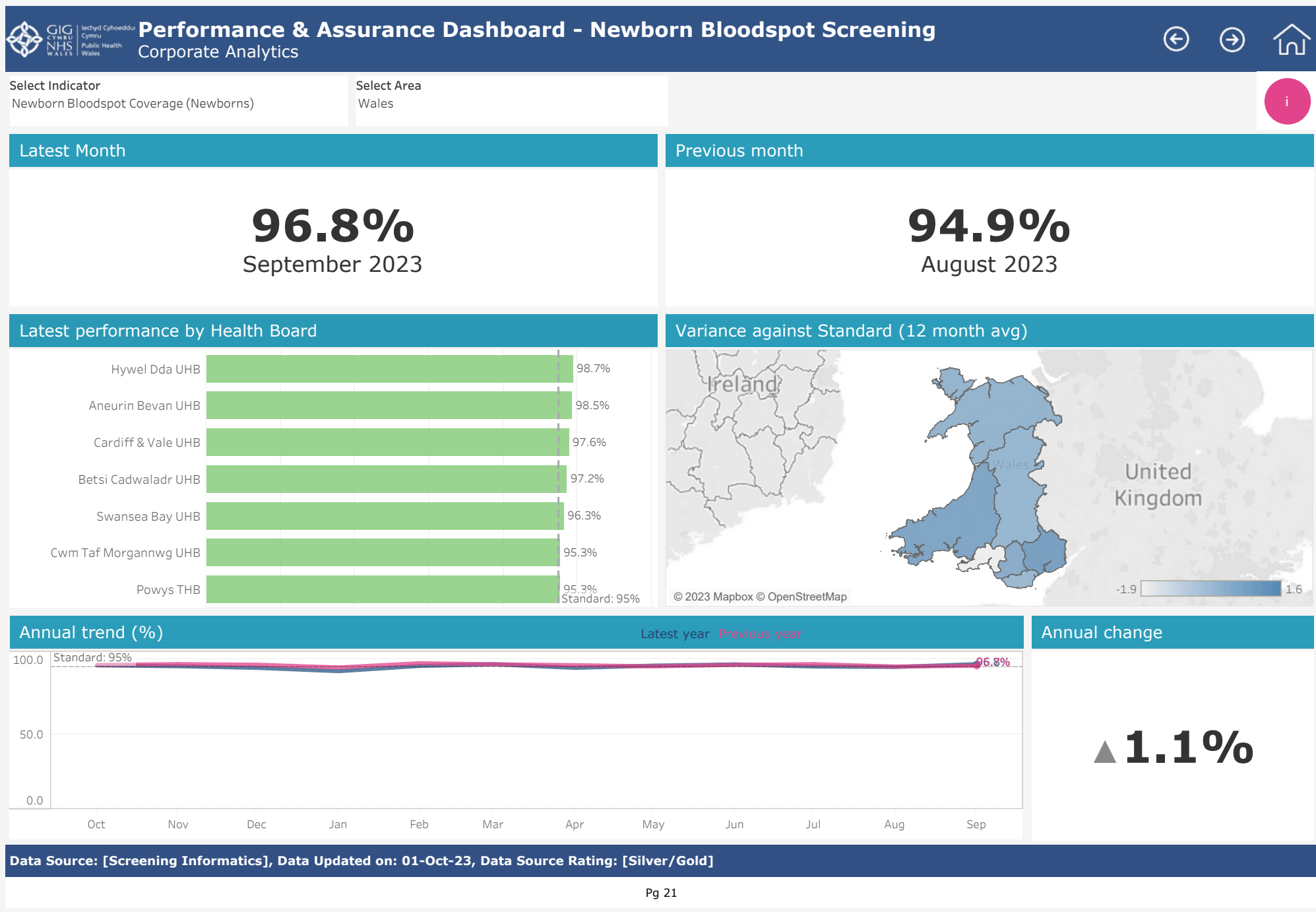


23
Average months duration

Programme Detail



Data Source: DCA Reporting, Data updated on:11-Oct-23, Rating: Gold



Select Indicator

Newborn Bloodspot Avoidable Repeat Rate

Select Area

Wales



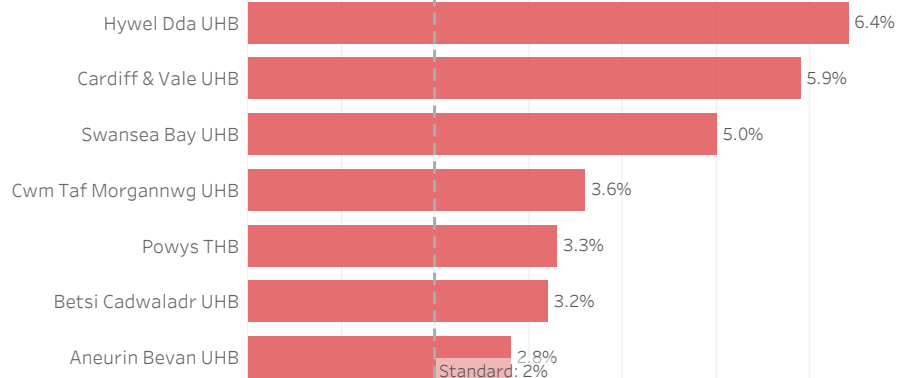
Latest Month

4.2%
September 2023

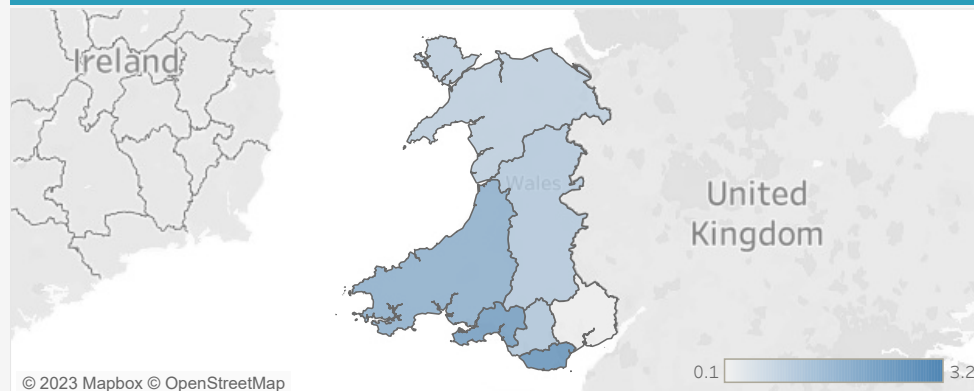
Previous month

3.8%
August 2023

Latest performance by Health Board



Variance against Standard (12 month avg)



Annual trend (%)

Latest year Previous year

Annual change



▲ 2.0%

Data Source: [Screening Informatics], Data Updated on: 01-Oct-23, Data Source Rating: [Silver/Gold]

Select Indicator

Well Babies Completing Screening within 4 weeks

Select Area

Wales



Latest Month

98.4%
August 2023

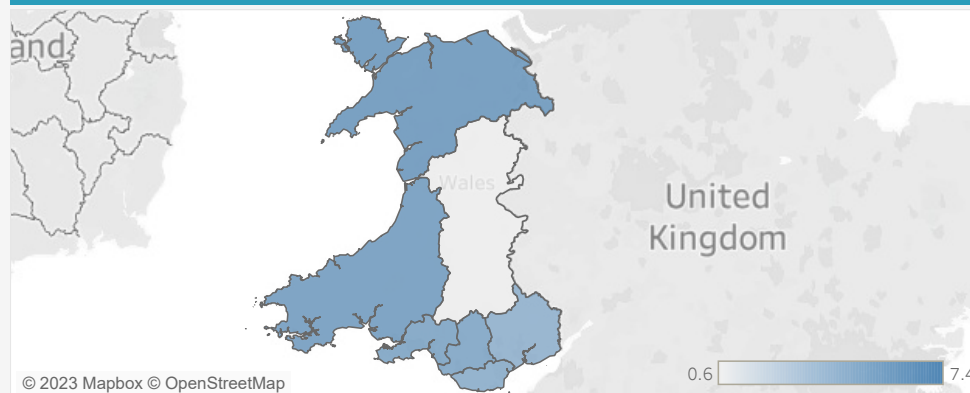
Previous month

97.5%
July 2023

Latest performance by Health Board

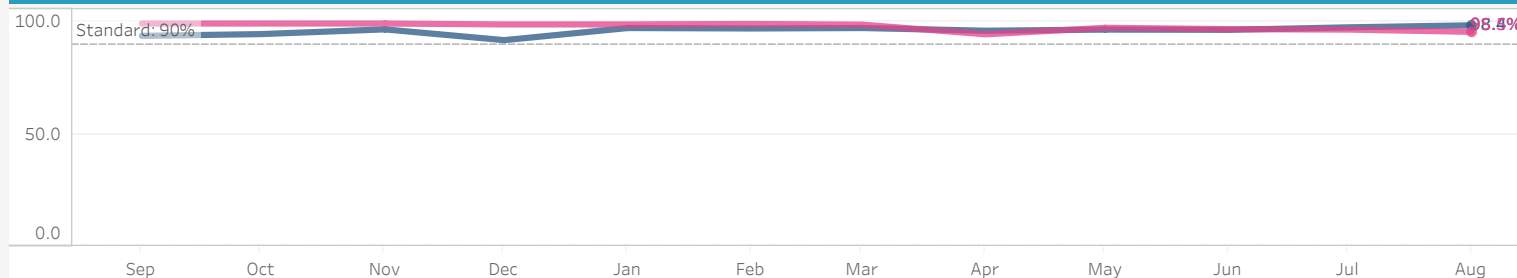


Variance against Standard (12 month avg)



Annual trend (%)

Latest year Previous year



Annual change

▲ 2.9%

Data Source: [Screening Informatics], Data Updated on: 01-Oct-23, Data Source Rating: [Silver/Gold]

Select Indicator

Babies Completing Assessment within 3 Months

Select Area

Wales



Latest Month

80.5%
August 2023

Previous month

94.7%
July 2023

Latest performance by Health Board

Data unavailable at Health Board level due to small numbers

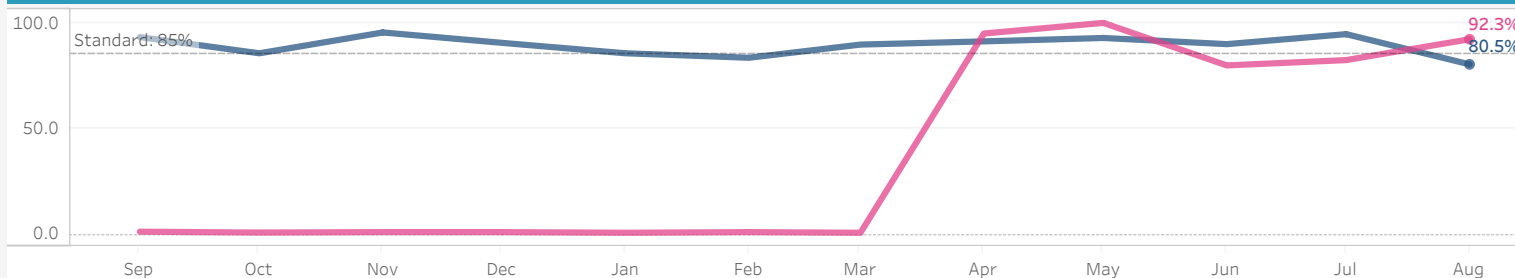
Variance against Standard (12 month avg)

Data unavailable at Health Board level due to small numbers

Annual trend (%)

Latest year Previous year

Annual change



▼ **-11.8%**

Data Source: [Screening Informatics], Data Updated on: 01-Oct-23, Data Source Rating: [Silver/Gold]

Select Indicator

Assessment invitations given within 3 weeks of screen

Select Area

Wales



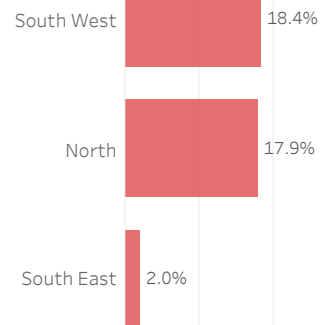
Latest Month

11.5%
September 2023

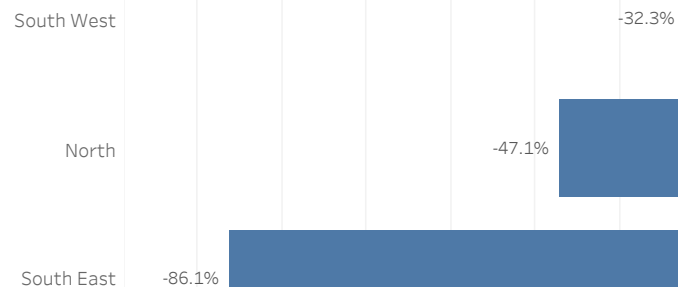
Previous month

24.5%
August 2023

Latest performance by Region

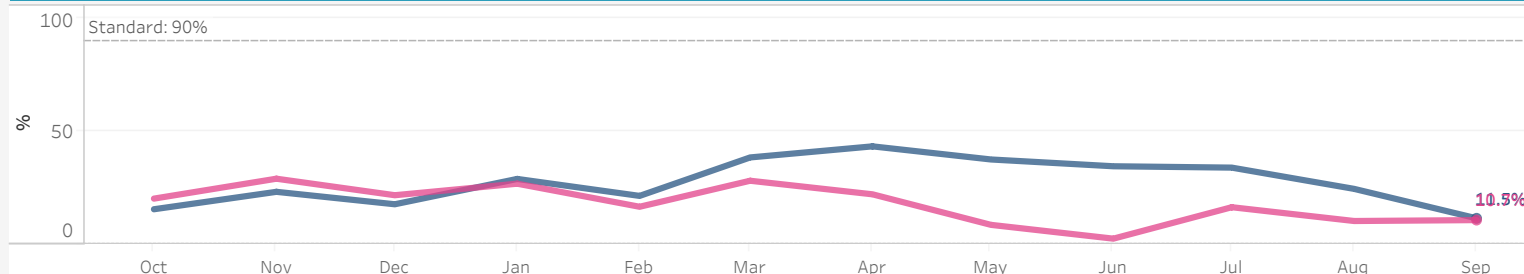


Variance against Standard (12 month avg*)



Annual trend (%)

Latest year Previous year



Annual change

▲ **0.8%**

Data Source: [Screening Informatics], Data Updated on: 09-Oct-23, Data Source Rating: [Silver/Gold]

Select Indicator

Normal results sent within 2 weeks of screen

Select Area

Wales




Latest Month

90.7%
September 2023


Previous month

44.2%
August 2023

Latest performance by Region

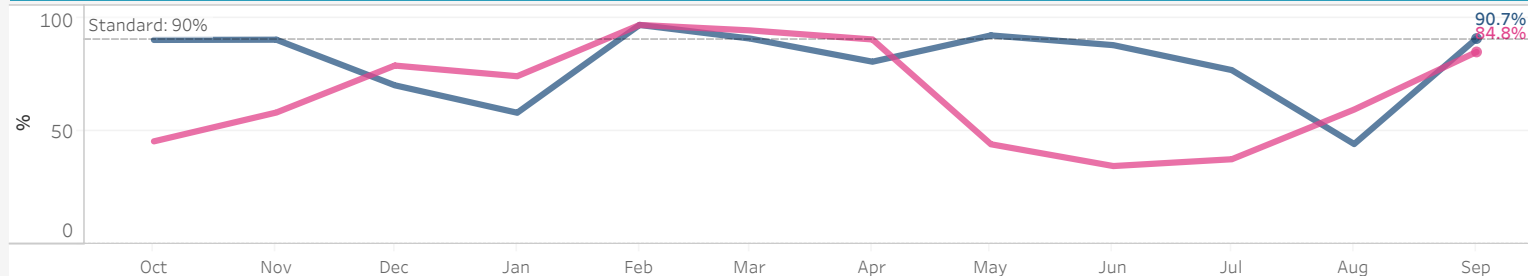


Variance against Standard (12 month avg*)



Annual trend (%)

Latest year Previous year



Annual change

▲ 5.9%

Data Source: [Screening Informatics], Data Updated on: 09-Oct-23, Data Source Rating: [Silver/Gold]

Select Indicator

Round length (invited within 36 months)

Select Area

Wales



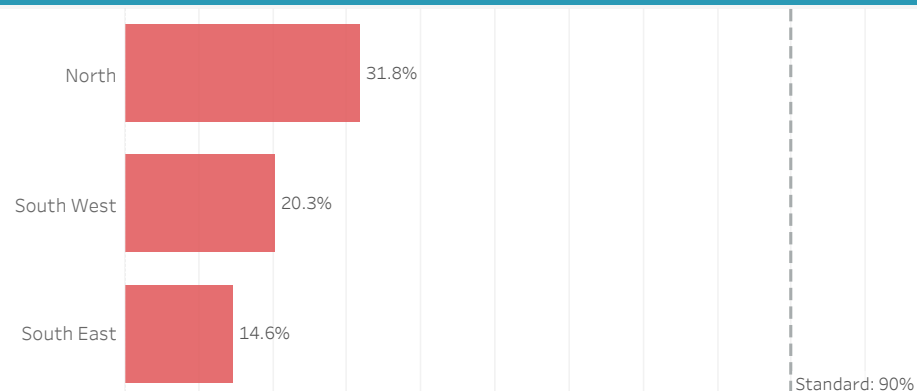
Latest Month

21.2%
September 2023

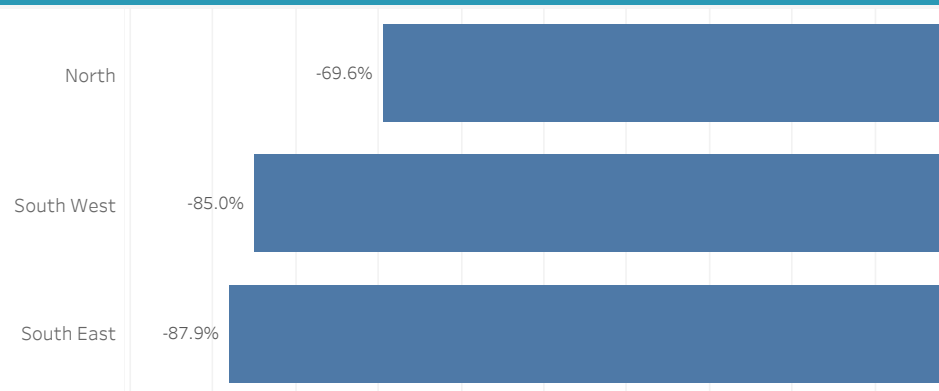
Previous month

12.4%
August 2023

Latest performance by Region

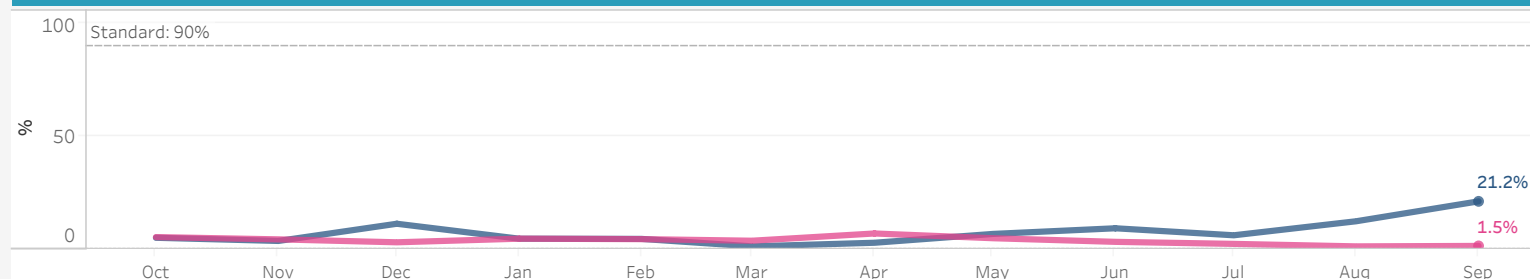


Variance against Standard (12 month avg*)



Annual trend (%)

Latest year Previous year



Annual change

▲ **19.7%**

Data Source: [Screening Informatics], Data Updated on: 09-Oct-23, Data Source Rating: [Silver/Gold]

Select Indicator

Waiting Time for Screening Test Results (4 Weeks)

Select Area

Wales




Latest Month

85.8%
September 2023

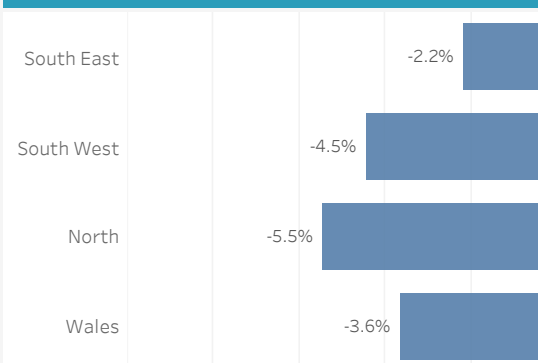
Previous month

91.4%
August 2023

Latest performance by Region

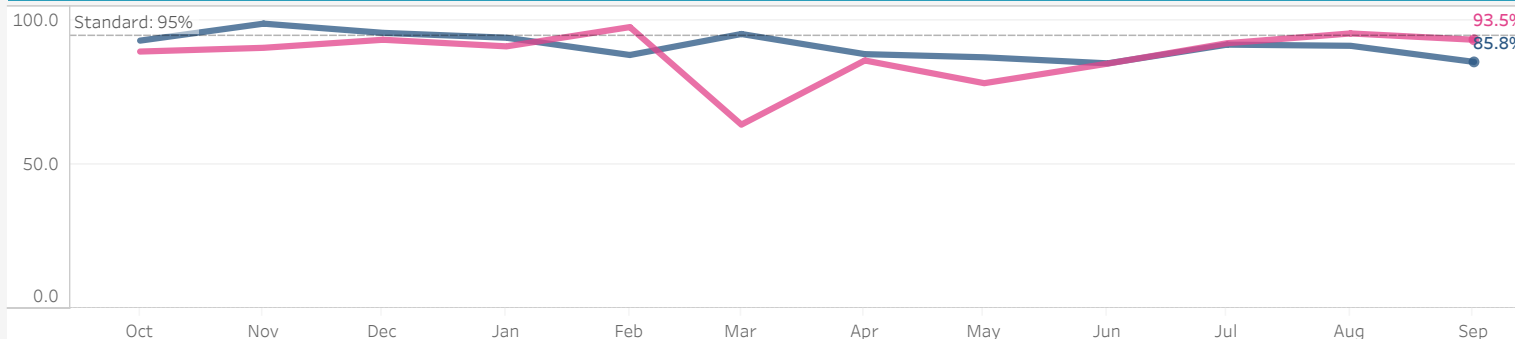


Variance against Standard (12 month avg)



Annual trend (%)

Latest year Previous year



Annual change

▼ -7.7%

Data Source: [Screening Informatics], Data Updated on: 09-Oct-23, Data Source Rating: [Silver/Gold]

Select Indicator

Cervical Screening Age Appropriate Coverage - Combined

Select Area

Wales



Latest Month

68.3%
July 2023

Coverage is calculated at a fixed point in time and a 2 month delay in report production due to data entry and validation

Previous month

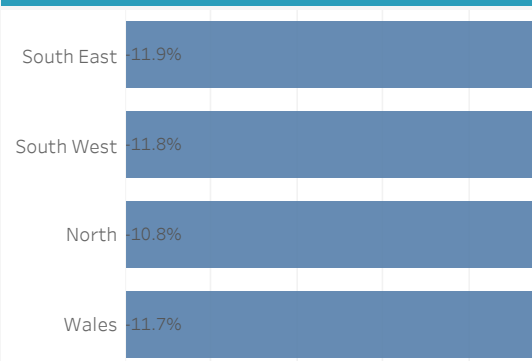
68.2%
April 2023

Coverage is calculated at a fixed point in time and a 2 month delay in report production due to data entry and validation

Latest performance by Region

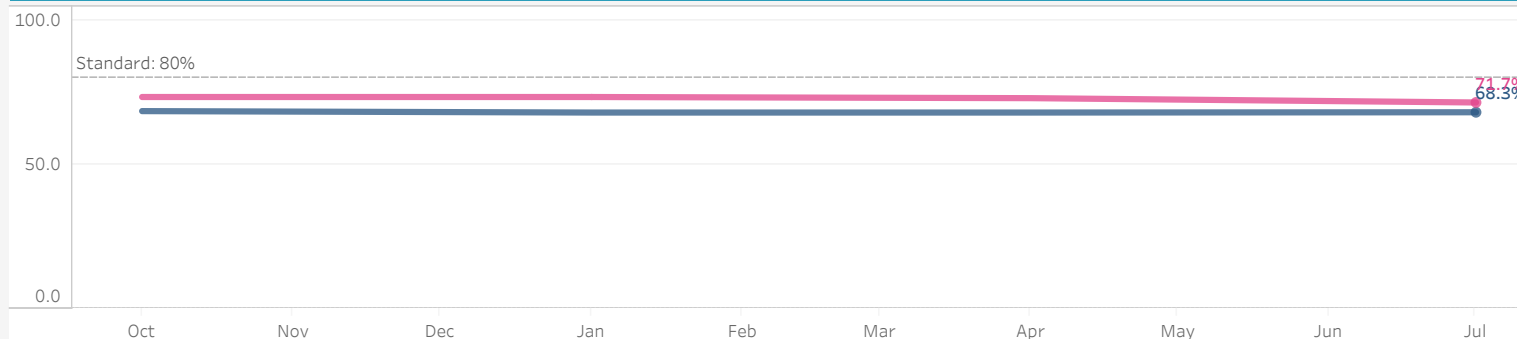


Variance against Standard (12 month avg)



Annual trend (%)

Latest year Previous year



Annual change

▼ **-3.5%**

Data Source: [Screening Informatics], Data Updated on: 09-Oct-23, Data Source Rating: [Silver/Gold]

Select Indicator

Bowel screening coverage

Select Area

Wales



Latest Month

63.2%
September 2023

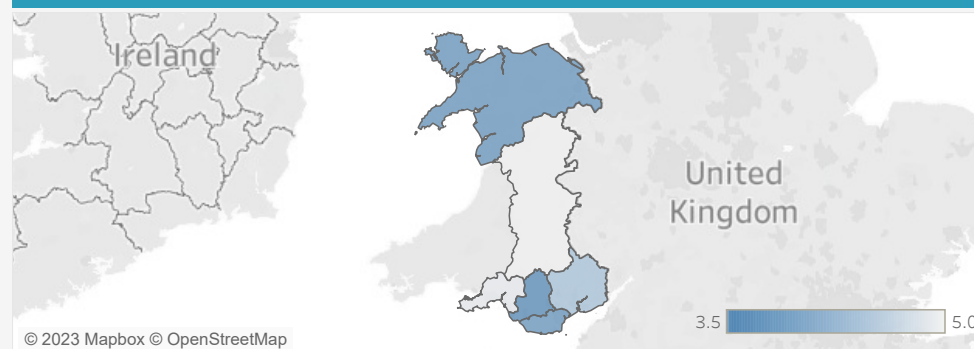
Previous month

63.4%
August 2023

Latest performance by Health Board

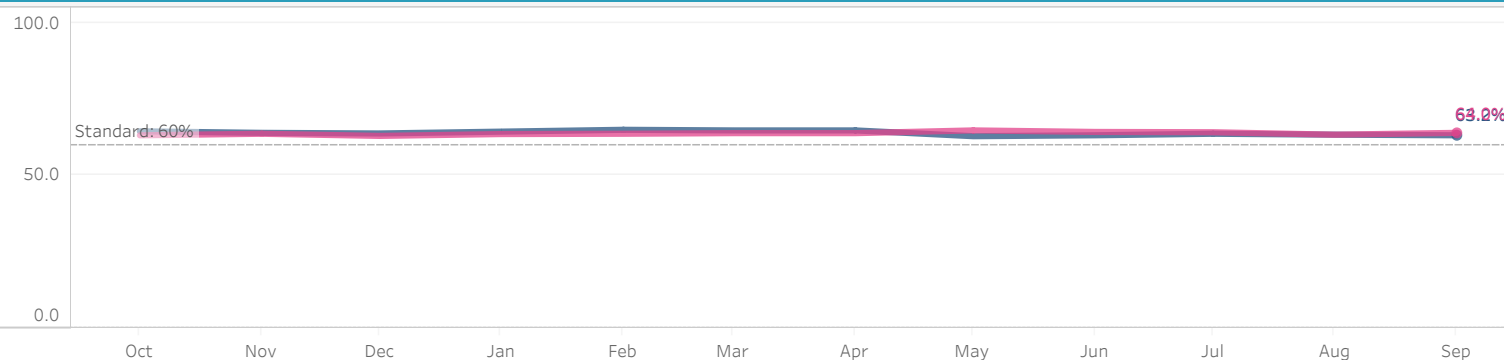


Variance against Standard (12 month avg)



Annual trend (%)

Latest year Previous year



Annual change

▼ **-0.8%**

Data Source: [Screening Informatics], Data Updated on: 03-Oct-23, Data Source Rating: [Silver/Gold]

Select Indicator

Waiting Time for Index Colonoscopy

Select Area

Wales



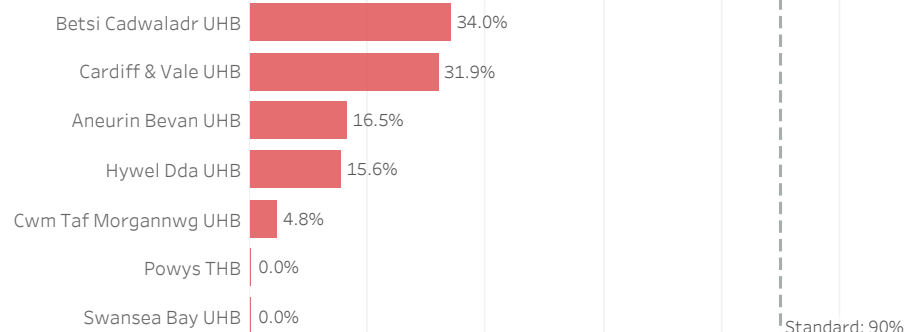
Latest Month

20.6%
August 2023

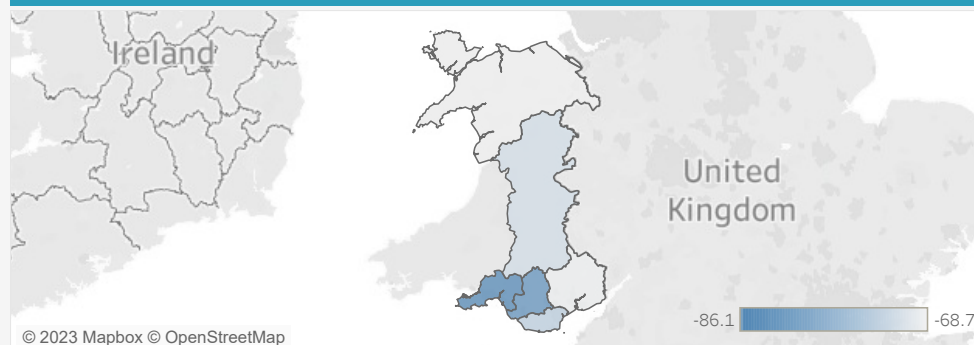
Previous month

18.3%
July 2023

Latest performance by Health Board

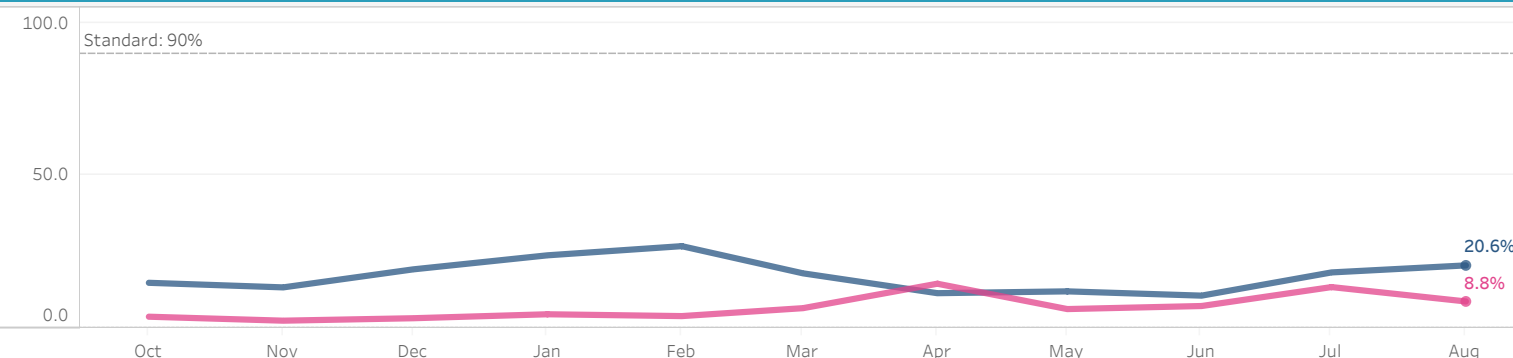


Variance against Standard (12 month avg)



Annual trend (%)

Latest year Previous year



Annual change

▲ 11.8%

Data Source: [Screening Informatics], Data Updated on: 03-Oct-23, Data Source Rating: [Silver/Gold]

Select Indicator

Results Letters Printed (3 weeks)

Select Area

Wales




Latest Month

99.7%
September 2023


Previous month

95.2%
August 2023

Latest performance by Region

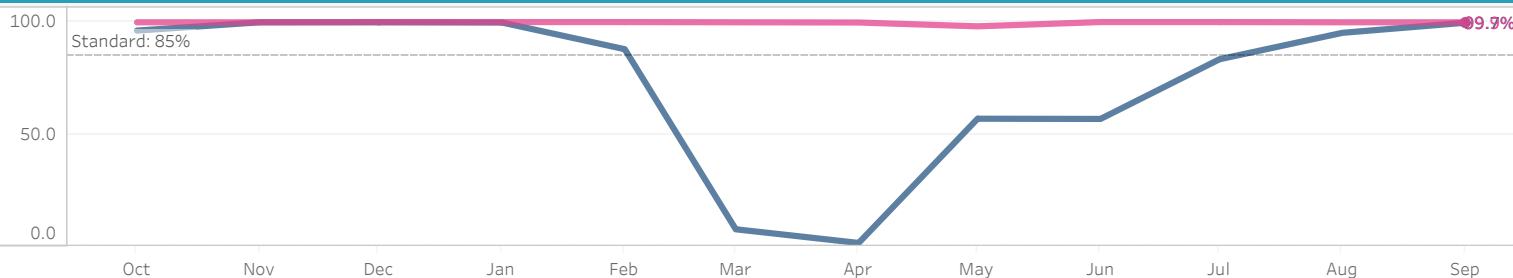


Variance against Standard (12 month avg*)



Annual trend (%)

Latest year Previous year



Annual change

▼ **-0.2%**

Data Source: [Screening Informatics], Data Updated on: 10-Oct-23, Data Source Rating: [Silver/Gold]

Select Indicator

Coverage (12 months)

Select Area

Wales



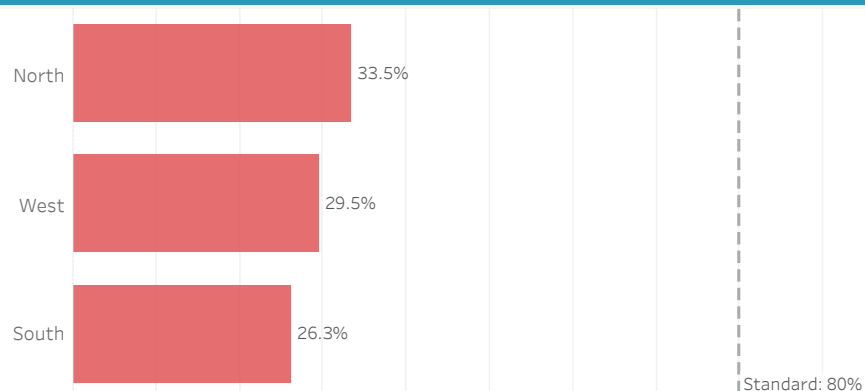
Latest Month

28.4%
September 2023


Previous month

27.1%
August 2023

Latest performance by Region

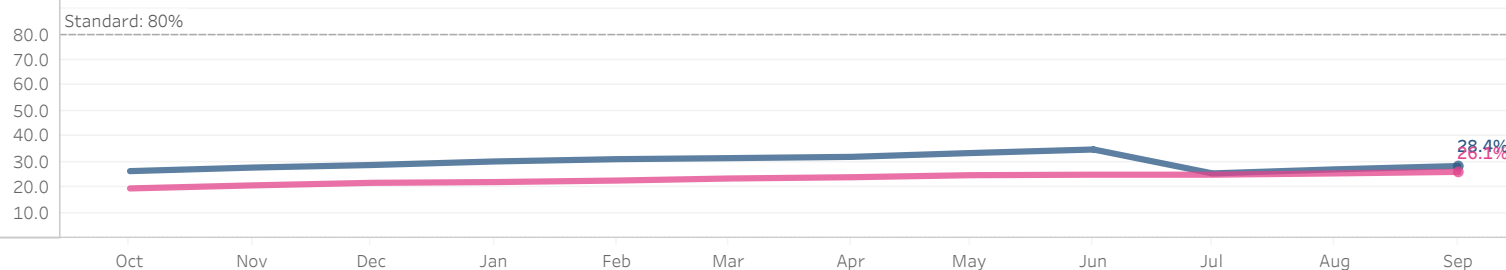


Variance against Standard (12 month avg*)



Annual trend (%)

Latest year Previous year



Annual change

▲ 2.3%

Data Source: [Screening Informatics], Data Updated on: 10-Oct-23, Data Source Rating: [Silver/Gold]

Select Indicator

Small AAA Surveillance Uptake

Select Area

Wales




Latest Month

91.8%
September 2023

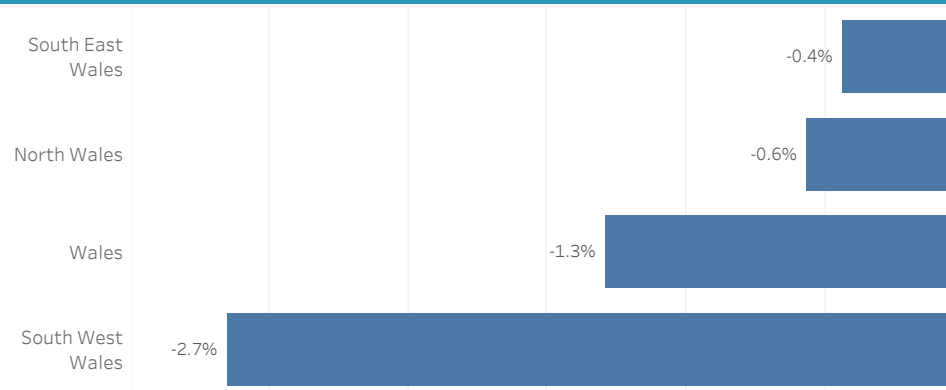
Previous month

93.5%
August 2023

Latest performance by Region

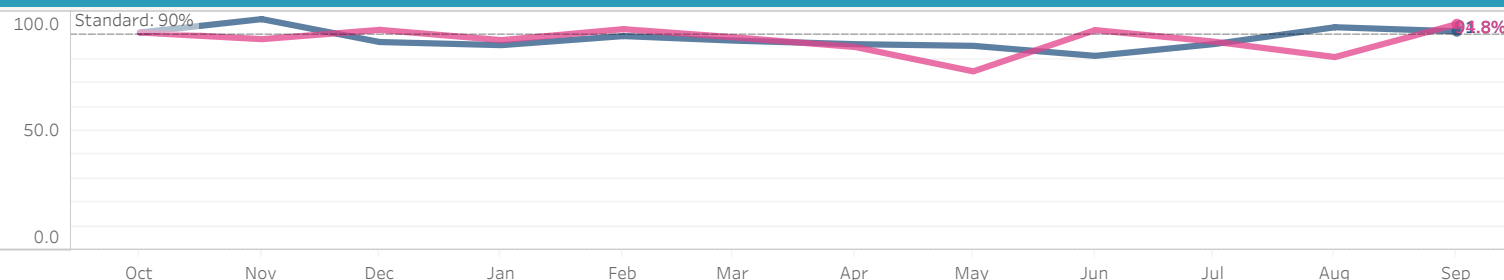


Variance against Standard (12 month avg*)



Annual trend (%)

Latest year Previous year



Annual change

▼ **-3.0%**

Data Source: [Screening Informatics], Data Updated on: 03-Oct-23, Data Source Rating: [Silver/Gold]

Select Indicator

Medium AAA Surveillance Uptake

Select Area

Wales



Latest Month

90.9%
September 2023

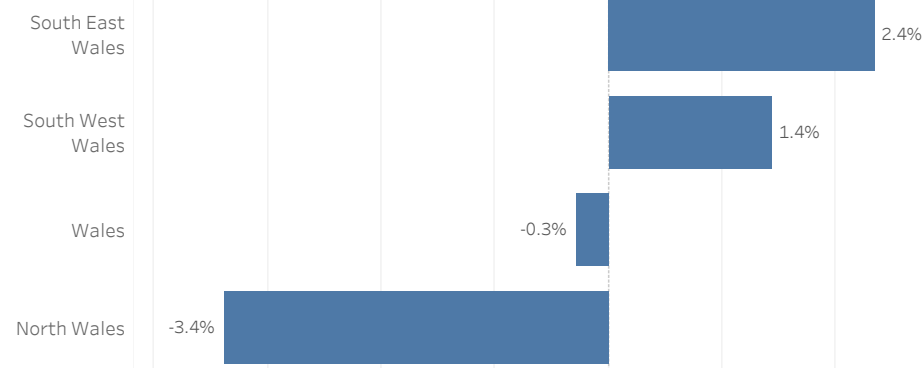
Previous month

93.0%
August 2023

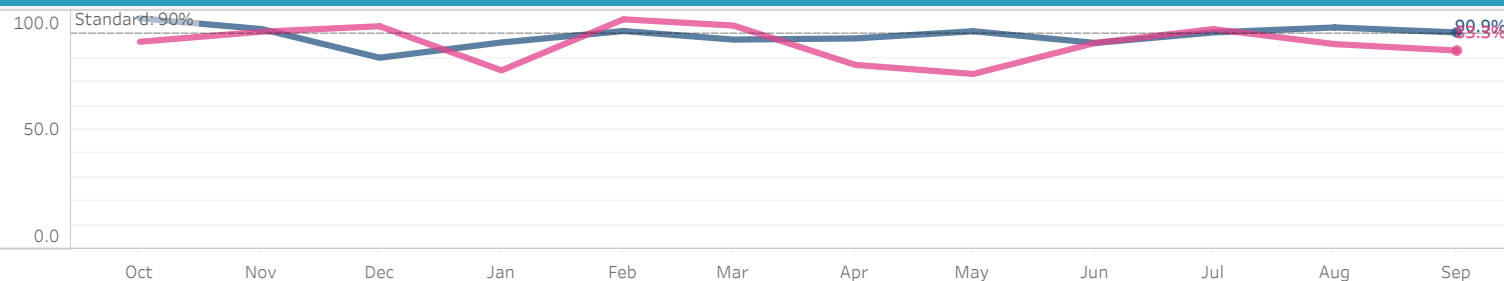
Latest performance by Region



Variance against Standard (12 month avg*)



Annual trend (%)



Annual change

▲ 7.6%

Data Source: [Screening Informatics], Data Updated on: 03-Oct-23, Data Source Rating: [Silver/Gold]

*Gweithio gyda'n gilydd
i greu Cymru iachach*

**Working together
for a healthier Wales**